

INDEPENDENT AUDITORS' REPORT**To the Members of LUMINA DATAMATICS LIMITED****Report on the Audit of the Standalone Financial Statements****Opinion**

We have audited the Standalone Financial Statements of **LUMINA DATAMATICS LIMITED** ("the Company"), which comprise the Balance Sheet as at March 31, 2024, and the Statement of Profit and Loss (including Other Comprehensive Income), Statement of Changes in Equity and Statement of Cash flows for the year then ended, and notes to the Standalone Financial Statements, including a summary of the significant accounting policies and other explanatory information (hereinafter referred to as "the Standalone Financial Statements").

In our opinion and to the best of our information and according to the explanations given to us, the aforesaid Standalone Financial Statements give the information required by the Companies Act, 2013 ("the Act") in the manner so required and give a true and fair view, in conformity with the accounting principles generally accepted in India, of the state of affairs of the Company as at March 31, 2024, and its net profit including other comprehensive income, changes in equity and its cash flows for the year ended on that date.

Basis for Opinion

We conducted our audit in accordance with the Standards on Auditing (SAs) specified under Section 143(10) of the Act. Our responsibilities under those Standards are further described in the Auditor's Responsibilities for the Audit of the Financial Statements Section of our report. We are independent of the Company in accordance with the Code of Ethics issued by the Institute of Chartered Accountants of India together with ethical requirements that are relevant to our audit of the Standalone Financial Statements under the provisions of the Act and the Rules thereunder, and we have fulfilled our other ethical responsibilities in accordance with these requirements and the Code of Ethics. We believe that the audit evidence we have obtained is sufficient and appropriate to provide a basis for our opinion.

Emphasis of Matter

As at March 31, 2024, the Company has an investment of Rs. 14,898.55 lakhs in equity shares of a wholly owned subsidiary. The net worth of this subsidiary as on March 31, 2024 is lower than the amount of investment. We are given to understand that this investment is for long term and of strategic nature and the management is confident of turning around the subsidiary in the near future. Hence, no provision for diminution in the value of investment has been considered necessary by the management. Our opinion is not modified in respect of this matter.

Key Audit Matters

Key audit matters are those matters that, in our professional judgment, were of most significance in our audit of the Standalone Financial Statements of the current period. These matters were addressed in the context of our audit of the Standalone Financial Statements as a whole, and in forming our opinion thereon, and we do not provide a separate opinion on these matters.



Sr. No.	Key Audit Matter	Response To Key Audit Matter
1	<p>Transactions with Related Parties</p> <p>The company has material related party transactions during the year. Related party transactions impose limitations on the auditor's ability to obtain audit evidence that all other aspects of related party transactions (other than price) are equivalent to those of a similar arm's length transaction. Further the nature and complexity of such transactions and the involvement of management with respect to the roles and responsibilities of the entities involved in the transactions, makes it subjective.</p>	<p>Principal Audit Procedures</p> <p>Our audit procedures on transactions with related parties included the following:</p> <ul style="list-style-type: none"> • We obtained a comfort letter issued by the independent professional who is in charge of Transfer Pricing matters of the Company which states that the transactions are conducted at arm's length price. • We also reviewed the income tax assessments of earlier years to corroborate whether the methodology adopted by the Company has been accepted by the income tax authorities in previous years. • We also compared the pricing model and other terms of the current agreements with agreements of the previous years.

Other Information

The Company's Management and the Board of Directors are responsible for the other information. The other information comprises the information included in the Company's annual report but does not include the Standalone Financial Statements and our auditors' report thereon.

Our opinion on the Standalone Financial Statements does not cover the other information and we do not express any form of assurance conclusion thereon.

In connection with our audit of the Standalone Financial Statements, our responsibility is to read the other information and, in doing so, consider whether the other information is materially inconsistent with the Standalone Financial Statements or our knowledge obtained in the audit or otherwise appears to be materially misstated. If, based on the work we have performed, we conclude that there is a material misstatement of this other information; we are required to report that fact. We have nothing to report in this regard.

Responsibilities of Management and Those charged with Governance for the Standalone Financial Statements

The Company's management and the Board of Directors is responsible for the matters stated in Section 134(5) of the Act with respect to the preparation of these Standalone Financial Statements that give a true and fair view of the financial position, the financial performance, the changes in equity and the cash flows of the Company in accordance with the accounting



principles generally accepted in India, including the Indian Accounting Standards (Ind AS) specified under Section 133 of the Act. This responsibility also includes maintenance of adequate accounting records in accordance with the provisions of the Act for safeguarding of the assets of the Company and for preventing and detecting frauds and other irregularities; selection and application of appropriate accounting policies; making judgments and estimates that are reasonable and prudent; and design, implementation and maintenance of adequate internal financial controls that were operating effectively for ensuring the accuracy and completeness of the accounting records, relevant to the preparation and presentation of the Standalone Financial Statements that give a true and fair view and are free from material misstatement, whether due to fraud or error.

In preparing the Standalone Financial Statements, the Management and the Board of Directors are responsible for assessing the Company's ability to continue as a going concern, disclosing, as applicable, matters related to going concern and using the going concern basis of accounting unless management either intends to liquidate the Company or to cease operations, or has no realistic alternative but to do so.

The Board of Directors is also responsible for overseeing the Company's financial reporting process.

Auditor's Responsibilities for the Audit of the Financial Statements

Our objectives are to obtain reasonable assurance about whether the Standalone Financial Statements as a whole are free from material misstatement, whether due to fraud or error, and to issue an auditor's report that includes our opinion. Reasonable assurance is a high level of assurance, but is not a guarantee that an audit conducted in accordance with SAs will always detect a material misstatement when it exists. Misstatements can arise from fraud or error and are considered material if, individually or in the aggregate, they could reasonably be expected to influence the economic decisions of users taken on the basis of these Standalone Financial Statements.

As part of an audit in accordance with SAs, we exercise professional judgment and maintain professional skepticism throughout the audit. We also:

- Identify and assess the risks of material misstatement of the Standalone Financial Statements, whether due to fraud or error, design and perform audit procedures responsive to those risks, and obtain audit evidence that is sufficient and appropriate to provide a basis for our opinion. The risk of not detecting a material misstatement resulting from fraud is higher than for one resulting from error, as fraud may involve collusion, forgery, intentional omissions, misrepresentations, or the override of internal control.
- Obtain an understanding of internal control relevant to the audit in order to design audit procedures that are appropriate in the circumstances. Under section 143(3)(i) of the Companies Act, 2013, we are also responsible for expressing our opinion on whether the company has adequate internal financial controls system in place and the operating effectiveness of such controls.
- Evaluate the appropriateness of accounting policies used and the reasonableness of accounting estimates and related disclosures made by management.
- Conclude on the appropriateness of management's use of the going concern basis of accounting and, based on the audit evidence obtained, whether a material uncertainty exists related to events or conditions that may cast significant doubt on the Company's ability to continue as a going concern. If we conclude that a material uncertainty exists, we are required to draw attention in our auditor's report to the related disclosures in the financial statements or, if such disclosures are inadequate, to modify our opinion. Our conclusions



are based on the audit evidence obtained up to the date of our auditor's report. However, future events or conditions may cause the Company to cease to continue as a going concern.

- Evaluate the overall presentation, structure and content of the Standalone Financial Statements, including the disclosures, and whether the financial statements represent the underlying transactions and events in a manner that achieves fair presentation.

We communicate with those charged with governance regarding, among other matters, the planned scope and timing of the audit and significant audit findings, including any significant deficiencies in internal control that we identify during our audit.

We also provide those charged with governance with a statement that we have complied with relevant ethical requirements regarding independence, and to communicate with them all relationships and other matters that may reasonably be thought to bear on our independence, and where applicable, related safeguards.

From the matters communicated with those charged with governance, we determine those matters that were of most significance in the audit of the Standalone Financial Statements of the current period and are therefore the key audit matters. We describe these matters in our auditor's report unless law or regulation precludes public disclosure about the matter or when, in extremely rare circumstances, we determine that a matter should not be communicated in our report because the adverse consequences of doing so would reasonably be expected to outweigh the public interest benefits of such communication.

Report on Other Legal and Regulatory Requirements

1. As required by the Companies (Auditors' Report) Order, 2020 ("the Order") issued by the Central Government of India in terms of Section 143 (11) of the Act, we give in the "Annexure A" a statement on the matters specified in paragraphs 3 and 4 of the Order, to the extent applicable.
2. As required by Section 143(3) of the Act, we report that:
 - a) We have sought and obtained all the information and explanations which to the best of our knowledge and belief were necessary for the purposes of our audit of the aforesaid Standalone Financial Statements.
 - b) In our opinion, proper books of account as required by law relating to preparation of the aforesaid Standalone Financial Statements have been kept by the Company so far as it appears from our examination of those books.
 - c) The Balance Sheet, the Statement of Profit and Loss (including other comprehensive income), the Statement of Changes in Equity and the Cash Flow Statement dealt with by this Report are in agreement with the books of account maintained for the purpose of preparation of the Standalone Financial Statements.
 - d) In our opinion, the aforesaid Standalone Financial Statements comply with the Accounting Standards specified under Section 133 of the Act, read with Rule 7 of the Companies (Account) Rules, 2014.
 - e) On the basis of the written representations received from the directors as on March 31, 2024 and taken on record by the Board of Directors, none of the directors is disqualified as on March 31, 2024 from being appointed as a director in terms of Section 164(2) of the Act.



- f) With respect to the adequacy of the internal financial controls over financial reporting of the Company and the operating effectiveness of such controls, refer to our separate Report in "Annexure B".
- g) With respect to the other matters to be included in the Auditor's Report in accordance with the requirements of section 197(16) of the Act, as amended, in our opinion and to the best of our information and according to the explanations given to us, the remuneration paid by the Company to its directors during the year is in accordance with the provisions of section 197 of the Act.
- h) With respect to the other matters to be included in the Auditor's Report in accordance with Rule 11 of the Companies (Audit and Auditors) Rules, 2014, in our opinion and to the best of our information and according to the explanations given to us:
- i. The Company does not have any pending litigations on its financial position in its Standalone Financial Statements
 - ii. The Company did not have any material foreseeable losses on long-term contracts including derivatives contracts.
 - iii. There were no amounts which were required to be transferred to the Investor Education and Protection Fund by the Company during the year ended March 31, 2024.
 - iv. a. The management has represented that, to the best of its knowledge and belief, no funds have been advanced or loaned or invested (either from borrowed funds or share premium or any other sources or kind of funds) by the Company to or in any other persons or entities, including foreign entities ("Intermediaries"), with the understanding, whether recorded in writing or otherwise, that the Intermediary shall:
 - directly or indirectly lend or invest in other persons or entities identified in any manner whatsoever ("Ultimate Beneficiaries") by or on behalf of the Company or
 - provide any guarantee, security or the like to or on behalf of the Ultimate Beneficiaries.
 - b. The management has represented, that, to the best of its knowledge and belief, no funds have been received by the Company from any persons or entities, including foreign entities ("Funding Parties"), with the understanding, whether recorded in writing or otherwise, that the Company shall:
 - directly or indirectly, lend or invest in other persons or entities identified in any manner whatsoever ("Ultimate Beneficiaries") by or on behalf of the Funding Party or
 - provide any guarantee, security or the like from or on behalf of the Ultimate Beneficiaries; and




c. Based on such audit procedures as considered reasonable and appropriate in the circumstances, nothing has come to our notice that has caused us to believe that the representations under sub-clause (iv) (a) and (b) contain any material mis-statement.

V. The dividend declared or paid during the year by the Company is in compliance with Section 123 of the Act.

VI. Based on our examination which included test checks, the Company has used accounting software for maintaining its books of account, which has a feature of recording audit trail (edit log) facility and the same has operated throughout the year for all relevant transactions recorded in the software. Further, we did not come across any instance of the audit trail feature being tampered with. However, the feature of recording audit trail (edit log) facility was not enabled at the database level to log any direct data changes for the accounting software used for maintaining the books of account relating to payroll and invoice generation.

For Kanu Doshi Associates LLP
Chartered Accountants
FRN. No. 104746W/W100096



Kunal Vakharia
Partner
Membership no. 148916
UDIN: 24148916BKCQNC1410



Place: Mumbai
Date: 07th May 2024

ANNEXURE A TO THE AUDITOR'S REPORT

Referred to in paragraph 1 of '**Report on other Legal and Regulatory Requirements**' in our Report of even date on the accounts of LUMINA DATAMATICS LIMITED for the year ended March 31, 2024:

- i. (a) (A) The Company is maintaining proper records showing full particulars including quantitative details and situation of Property, plant and equipment.
(B) The Company has maintained proper records showing full particulars of Intangible assets.
- (b) The fixed assets of the company are physically verified by the Management in accordance with a regular programme of verification which, in our opinion, provides for physical verification of all fixed assets at reasonable intervals. According to the information and explanation given to us, no material discrepancies were noticed on such verification during the year.
- (c) According to the information and explanations given to us and the records examined by us and based on the examination of the registered transfer deed provided to us, we report that, in respect of immovable properties of premises that have been taken on lease and disclosed as fixed assets in the financial statement, the lease agreements are in the name of the Company, where the Company is the lessee in the agreement.
- (d) According to the information and explanations given to us and on the basis of our examination of the records of the Company, the Company has not revalued its Property, plant and equipment (including Right-of use assets) or Intangible assets or both during the year.
- (e) According to information and explanations given to us and on the basis of our examination of the records of the Company, there are no proceedings initiated or pending against the Company for holding any benami property under the Prohibition of Benami Property Transactions Act, 1988 and rules made thereunder.
- ii. The Company's nature of operations does not require it to hold inventories. Consequently, clause 3(ii) of the Order is not applicable.
- iii. a) According to information and explanations given to us and on the basis of our examination of the records of the Company, during the year the Company has made investment in a wholly owned subsidiary. The Company has not provided loans or advances in the nature of loans, or stood guarantee or provided security to any other entity during the year. However, the company has advanced a loan to one of its subsidiaries amounting to Rs. 232.00 lakhs.
(b) The terms and conditions of granting of such loan is not prejudicial to the interest of the company.
(c) The aforesaid loan is repayable on demand. There is no stipulated time for payment of interest however, the subsidiary is regular in payment of interest.
(d) Since the loan is repayable on demand, there is no overdue amount outstanding for more than ninety day.
(e) Since the aforesaid loans are repayable on demand, sub-clause (e) of clause 3(iii) of the Order is not applicable.




- (f) Out of the aforesaid loans, the Company had outstanding balance of Rs. 232 lakhs (100% of total loans outstanding) pertaining to a company covered under Section 2 clause (76) of the Companies Act 2013.
- iv. The Company has complied with provisions of Section 186 of the Companies Act, 2013 in respect of investments made and loan given and Section 185 of the Companies Act, 2013 is not applicable as there were no such loans, securities or guarantees provided during the year.
- v. The Company has not accepted any deposits from the public within the meaning of Sections 73, 74, 75 and 76 of the Act and the rules framed there under to the extent notified and therefore clause (v) of the Order is not applicable.
- vi. The Central Government has not prescribed the maintenance of cost records under sub-Section (1) of Section 148 of the Act, for any of the products of the Company.
- vii. (a) The Company is regular in depositing with appropriate authorities undisputed statutory dues including Provident Fund, Employees' State Insurance, Income Tax, Customs Duty, Cess, Goods & Service Tax and any other material statutory dues applicable to it and there were no arrears as at March 31, 2024 for a period of more than six months from the date they became payable.
- (b) As informed to us, there were no disputed amounts payable in respect of Provident Fund, Employees' State Insurance, Income Tax, Sales Tax, Service Tax, GST, Custom Duty, Value Added Tax, Cess and any other material statutory dues in arrears, as at March 31, 2024 except as stated below:

Sr. No.	Name of the Statute	Nature of the dues	Assessment Year	Forum where the dues is pending	Rs. In Lakhs
1	Income Tax Act, 1961	Income Tax	AY 2018-19	Commissioner of Income tax (appeals)	127.13
2	Income Tax Act, 1961	Income Tax	AY 2020-21	Commissioner of Income tax (appeals)	444.93

- viii. According to the information and explanations given to us and on the basis of our examination of the records of the Company, the Company has not surrendered or disclosed any transactions, previously unrecorded as income in the books of account, in tax assessments under the Income tax Act, 1961 as income during the year.
- ix. (a) According to the records of the Company examined by us and information and explanation given to us, the Company does not have any long term borrowing and therefore sub-clause (a) of clause (ix) of the Order is not applicable.
- (b) According to the information and explanation given to us and on the basis of our examination of the records of the Company, the Company has not been declared a wilful defaulter by any bank or financial institution or government or government authority.
- (c) According to the information and explanations given to us by the management, the Company has not obtained any term loans. Accordingly, clause 3 (ix) (c) of the Order is not applicable.




- (d) According to the information and explanation given to us and on an overall examination of the balance sheet of the Company, we report that no funds raised on short term basis have been utilized for long term purposes. Accordingly, clause 3(ix)(d) of the Order is not applicable.
- (e) According to the information and explanation given to us and on an overall examination of the financial statements of the Company, we report that the Company has not taken any funds from any entity or person on account of or to meet the obligations of its subsidiaries as defined under the Companies Act, 2013. Accordingly, clause 3(ix)(e) of the Order is not applicable.
- (f) According to the information and explanation given to us and procedures performed by us, we report that the Company has not raised loans during the year on the pledge of securities held in its subsidiaries as defined under the Companies Act, 2013. Accordingly, clause 3(ix)(f) of the Order is not applicable.
- x. (a) The Company has not raised any money by way of public issue/ further offer (including debt instruments) and through term loans during the year. Accordingly, clause 3 (x)(a) of the order is not applicable to the Company.
- (b) According to the information and explanation given to us and on the basis of our examinations of the records of the Company, the Company has not made any preferential allotment or private placement of shares or fully or partly convertible debentures during the year. Accordingly, clause 3(x)(b) of the Order is not applicable.
- xi. (a) Based upon the audit procedures performed and information and explanation given by the management, considering the principles of materiality outlined in Standards on Auditing, we report that no fraud by the Company or on the Company has been noticed or reported during the year.
- (b) According to the information and explanations given to us, no report under Section 143 (12) of the Companies Act, 2013 has been filed by the auditors in Form ADT-4 as prescribed under Rule 13 of Companies (Audit and Auditors) Rules, 2014 with the Central Government.
- (c) There were no whistle blower complaints received by the Company during the year. Accordingly, clause 3(xi)(c) of the Order is not applicable.
- xii. In our opinion and according to the information and explanations given to us, the nature of the activities of the company does not attract any special statute applicable to Nidhi Company. Accordingly, clause 3(xii) of the order is not applicable to the company.
- xiii. According to the information and explanation given to us, and based on our examination of the records of the Company, transactions with the related parties are in compliance with Sec 177 and 188 of Companies Act, 2013 where applicable and details of such transactions have been disclosed in the Standalone Financial Statements as required by the applicable accounting standards.
- xiv. In our opinion and based on our examination, the company does not have an internal audit system and is not required to have an internal audit system as per provisions of the Companies Act 2013. Accordingly, clause 3(xiii) of the order is not applicable to the company.



- xv. In our opinion and according to the information and explanations given to us and based on our examination of the records of the Company, the company has not entered into any non-cash transactions with directors or persons connected with him. Accordingly, clause 3 (xv) of the Order is not applicable to the Company.
- xvi. (a) The company is not required to be registered under Sec 45-IA of the Reserve Bank of India Act, 1934. Accordingly, clause 3 (xvi) (a) of the Order is not applicable to the Company.
- (b) The company is not required to be registered under Sec 45-IA of the Reserve Bank of India Act, 1934. Accordingly, clause 3 (xvi) (b) of the Order is not applicable to the Company.
- (c) The Company is not a Core Investment Company (CIC) as defined in the regulations is made by the Reserve Bank of India. Accordingly, clause 3 (xvi) (c) of the Order is not applicable to the Company.
- (d) According to the information and explanations provided to us during the course of audit, the Group does not have any CIC. Accordingly, clause 3 (xvi)(d) of the Order is not applicable to the Company.
- xvii. The Company has not incurred cash losses in the current year as well as in the immediately preceding financial year.
- xviii. There has been no resignation of the statutory auditors during the year. Accordingly, clause 3 (xviii) of the Order is not applicable to the Company.
- xix. According to the information and explanations given to us and on the basis of the financial ratios, ageing and expected dates of realisation of financial assets and payment of financial liabilities, other information accompanying the financial statements, our knowledge of the Board of Directors and management plans and based on our examination of the evidence supporting the assumptions, nothing has come to our attention, which causes us to believe that any material uncertainty exists as on the date of the audit report that the Company is not capable of meeting its liabilities existing at the date of balance sheet as and when they fall due within a period of one year from the balance sheet date. We, however, state that our reporting is based on the facts up to the date of the audit report and we neither give any guarantee nor any assurance that all liabilities falling due within a period of one year from the balance sheet date, will get discharged by the Company as and when they fall due.
- xx. In our opinion and according to the information and explanations given to us, there is no unspent amount under section 135 (5) of the Companies Act, 2013 pursuant to any project. Accordingly, clauses 3(xx) (a) and 3(xx) (b) of the Order are not applicable.

For Kanu Doshi Associates LLP
Chartered Accountants
FRN. No. 104746W/W100096


Kunal Vakharia
Partner

Membership no. 148916
UDIN: 24148916BKCQNC1410
Place: Mumbai
Date: 07th May 2024



ANNEXURE B TO THE AUDITORS' REPORT

(Referred to in paragraph 2(f) of 'Report on Other Legal and Regulatory Requirements' section of our report of even date)

Report on the Internal Financial Controls under Clause (i) of Sub-Section 3 of Section 143 of the Companies Act, 2013 ("the Act")

We have audited the internal financial controls over financial reporting of **Lumina Datamatics Limited** ("the Company") as of March 31, 2024 in conjunction with our audit of the Standalone Financial Statements of the Company for the year ended on that date.

Management's Responsibility for Internal Financial Controls

The Company's Board of Directors are responsible for establishing and maintaining internal financial controls based on the internal control over financial reporting criteria established by the Company considering the essential components of internal control stated in the Guidance Note on Audit of Internal Financial Controls over Financial Reporting issued by the Institute of Chartered Accountants of India ('ICAI'). These responsibilities include the design, implementation and maintenance of adequate internal financial controls that were operating effectively for ensuring the orderly and efficient conduct of its business, including adherence to Company's policies, the safeguarding of its assets, the prevention and detection of frauds and errors, the accuracy and completeness of the accounting records, and the timely preparation of reliable financial information, as required under the Act.

Auditors' Responsibility


Our responsibility is to express an opinion on the Company's internal financial controls over financial reporting based on our audit. We conducted our audit in accordance with the Guidance Note on Audit of Internal Financial Controls over Financial Reporting (the "Guidance Note") and the Standards on Auditing, issued by ICAI and deemed to be prescribed under Section 143(10) of the Act, to the extent applicable to an audit of internal financial controls both issued by the ICAI. Those Standards and the Guidance Note require that we comply with ethical requirements and plan and perform the audit to obtain reasonable assurance about whether adequate internal financial controls over financial reporting was established and maintained and if such controls operated effectively in all material respects.

Our audit involves performing procedures to obtain audit evidence about the adequacy of the internal financial controls system over financial reporting and their operating effectiveness. Our audit of internal financial controls over financial reporting included obtaining an understanding of internal financial controls over financial reporting, assessing the risk that a material weakness exists, and testing and evaluating the design and operating effectiveness of internal control based on the assessed risk. The procedures selected depend on the auditor's judgment, including the assessment of the risks of material misstatement of the Standalone Financial Statements, whether due to fraud or error.

We believe that the audit evidence we have obtained is sufficient and appropriate to provide a basis for our audit opinion on the Company's internal financial controls system over financial reporting.

Meaning of Internal Financial Controls over Financial Reporting

A Company's internal financial control over financial reporting is a process designed to provide reasonable assurance regarding the reliability of financial reporting and the preparation of Standalone Financial Statements for external purposes in accordance with generally accepted accounting principles. A Company's internal financial control over financial reporting includes those policies and procedures that (1) pertain to the maintenance



of records that, in reasonable detail, accurately and fairly reflect the transactions and dispositions of the assets of the Company; (2) provide reasonable assurance that transactions are recorded as necessary to permit preparation of Standalone Financial Statements in accordance with generally accepted accounting principles, and that receipts and expenditures of the Company are being made only in accordance with authorizations of management and directors of the Company; and (3) provide reasonable assurance regarding prevention or timely detection of unauthorized acquisition, use, or disposition of the Company's assets that could have a material effect on the Standalone Financial Statements.


Inherent Limitations of Internal Financial Controls over Financial Reporting

Because of the inherent limitations of internal financial controls over financial reporting, including the possibility of collusion or improper management override of controls, material misstatements due to error or fraud may occur and not be detected. Also, projections of any evaluation of the internal financial controls over financial reporting to future periods are subject to the risk that the internal financial control over financial reporting may become inadequate because of changes in conditions, or that the degree of compliance with the policies or procedures may deteriorate.

Opinion

In our opinion, to the best of our information and according to the explanations given to us, the Company has, in all material respects, an adequate internal financial controls system over financial reporting and such internal financial controls over financial reporting were operating effectively as at 31st March, 2024, based on the internal control over financial reporting criteria established by the Company considering the essential components of internal control stated in the Guidance Note on Audit of Internal Financial Controls Over Financial Reporting issued by the ICAI.

For Kanu Doshi Associates LLP
Chartered Accountants
FRN. No. 104746W/W100096



Kunal Vakharia
Partner
Membership no. 148916
UDIN: 24148916BKCQNC1410



Place: Mumbai
Date: 07th May 2024

Lumina Datamatics Limited
Standalone Financial statement as at March 31, 2024
(All figures in Rs. Lakhs unless otherwise stated)

Standalone Balance sheet as at March 31, 2024

Particulars	Note	March 31, 2024	March 31, 2023
ASSETS			
Non-current assets			
Property, plant and equipment	2	1,730.63	2,119.00
Other intangible assets	3	232.18	277.39
Right to use assets		830.98	1,157.09
Financial assets			
i. Investments	4	25,661.86	21,794.42
ii. Other financial assets	5	358.03	296.35
Deferred tax assets(Net)	26(c)	263.77	486.61
Non-current Tax assets		138.33	224.87
Other non-current assets	6	31.94	3.94
Total non-current assets		29,247.72	26,359.66
Current assets			
Financial assets			
i. Investments	7	7,844.24	6,654.60
ii. Trade receivables	8	1,461.61	1,678.97
iii. Cash and cash equivalents	9	1,740.37	1,206.30
iv. Loans	10	232.70	0.00
v. Other financial assets	11	3,079.61	2,324.78
Other current assets	12	530.38	423.64
Total current assets		14,888.91	12,288.29
Total assets		44,136.63	38,647.97
EQUITY AND LIABILITIES			
Equity			
Equity share capital	13 (a) to 13(g)	1,077.87	1,077.87
Other equity	13 h	39,175.39	33,973.19
Total equity		40,253.26	35,051.06
LIABILITIES			
Non-current liabilities			
Financial liabilities			
i. Lease Liabilities		417.43	768.26
ii. Other Financial Liabilities	14	-	166.73
Provisions	15	961.91	783.68
Total non-current liabilities		1,379.34	1,718.67
Current liabilities			
Financial liabilities			
i. Trade payables			
Dues of Micro and small enterprises	16	33.95	23.71
Dues other than Micro and small enterprises	16	893.86	609.14
ii. Lease Liabilities		489.97	446.26
iii. Other financial liabilities	17	306.80	240.31
Provisions	18	354.57	289.16
Current Tax Liability		224.64	74.04
Other current liabilities	19	200.24	195.60
Total current liabilities		2,504.03	1,878.23
Total liabilities		3,883.37	3,596.90
Total equity and liabilities		44,136.63	38,647.96

The accompanying notes forming an integral part of the financial statements


I-50

As per our attached report of even date

For Kanu Doshi Associates LLP

Chartered Accountants

Firm Registration No. 104746W/W100096

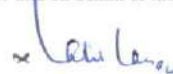

Kunal Vakharia
Partner
Membership No. 148916



Place : Mumbai
Dated : May 07, 2024

For and on behalf of the Board



Sameer L. Kanodia
CEO and Managing Director
DIN-00008232



Dr. Lalit S. Kanodia
Chairman
DIN 00008050


Ashish Jain
Chief Financial Officer




Prasanth Parekh
Company Secretary

Lumina Datamatics Limited
 Standalone Financial statement as at March 31, 2024
 (All figures in Rs. Lakhs unless otherwise stated)

Standalone Statement of profit and loss for the year ended March 31,2024

Particulars	Note	March 31, 2024	March 31, 2023
Continuing operations			
Revenue from operations	20	26,022.92	22,955.55
Other income	21	1,723.03	1,095.97
Total income		27,745.95	24,051.52
Expenses			
Employee benefit expenses	22	14,644.10	13,121.01
Finance Cost	23	105.50	84.42
Depreciation and amortisation expense	24	1,395.15	1,248.59
Other expenses	25	3,512.35	2,909.22
Total expenses		19,657.10	17,363.25
Profit before tax		8,088.85	6,688.28
Tax expense			
- Current tax	26(a)	1,825.85	1,613.37
- Deferred tax	26(c)	162.45	7.19
Total tax expenses		1,988.30	1,620.56
Profit for the year		6,100.55	5,067.72

Standalone statement of other comprehensive income for the year ended March 31, 2024

Particulars	Note	March 31, 2024	March 31, 2023
<i>Items that will be reclassified to profit or loss</i>			
Deferred gains/ (losses) on cash flow hedge		288.27	(620.19)
Tax relating to above		(72.55)	156.09
		215.72	(464.10)
<i>Items that will not be reclassified to profit or loss</i>			
Actuarial Valuation gain/(loss)		(48.37)	2.72
Tax relating to above		12.18	(0.68)
		(36.20)	2.04
OCI for the year		179.52	(462.06)
Total comprehensive income for the year		6,280.07	4,605.65
Earnings per Equity Share (of Rs. 5 each)			
Basic (Rs.)		28.30	23.51
Diluted (Rs.)		28.30	23.51

The accompanying notes forming an integral part of the financial statements 1-50

As per our attached report of even date
 For Kanu Doshi Associates LLP
 Chartered Accountants
 Firm Registration No. 104746W/W100096



 Kunal Vakharia
 Partner
 Membership No. 148916



For and on behalf of the Board




Sameer L. Kanodia
 CEO and Managing Director
 DIN 00008232



Dr. Lalit S. Kanodia
 Chairman
 DIN 00008050



Ashish Jain
 Chief Financial Officer



Prasanth Parekh
 Company Secretary

Place : Mumbai
 Dated : May 07, 2024

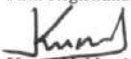


Lumina Datamatics Limited
Standalone Cash flow statement for the year ended March 31, 2024

(All figures in Rs. Lakhs unless otherwise stated)


Particular	March 31, 2024	March 31, 2023
A. Cash flow from operating activities		
Profit before tax	8,088.86	6,688.28
Adjustment for :		
Depreciation and amortization	907.36	812.55
Depreciation on Right to Use Assets	487.79	436.05
Interest On Financial Liabilities	94.33	70.37
Loss on sale of fixed assets, net	(0.52)	(0.04)
Provision for gratuity and compensated absences	195.27	76.62
Interest expense	11.17	14.05
Dividend income	(2.79)	-
Unrealised gain on Investments	(777.69)	118.17
Accrued interest	(297.71)	(241.00)
Profit on sale of Investment	(286.51)	(304.99)
Loss on fair value of Preference shares	103.24	-
Unrealized exchange difference, net	(2.38)	(15.27)
Operating profit before working capital changes	8,520.42	7,654.79
<i>Adjustments for :</i>		
(Increase)/Decrease in trade receivables	219.74	(184.55)
(Increase) in loans / Other current assets	(106.74)	(110.97)
(Increase)/Decrease in current/Non current financial assets	(769.98)	(1,451.38)
Decrease/(Increase) in other non current assets	(28.00)	1.48
(Increase)/ Decrease in trade payables	294.96	(7.93)
(Increase) in other current/non current liabilities	4.64	(202.55)
Decrease in other current/non current financial liabilities	353.24	350.01
Cash generated from operations	8,488.28	6,048.90
Direct taxes paid (net)	(1,588.71)	(1,481.32)
Net cash flow from operating activities (A)	6,899.59	4,567.58
B. Cash flow from investing activities		
Purchase of fixed assets / capital work-in-progress	(471.37)	(1,026.35)
Sale of fixed assets	(1.89)	-
Investment in Lumina Datamatics UK Limited	-	(428.89)
Investment in Diacritech technologies private Limited	(1,928.47)	-
Loans (given) / repaid (net) – Subsidiaries	(232.70)	-
Profit on sale of Investment	286.51	304.99
Dividend Received	2.79	-
Interest Income Received	272.60	275.87
(Purchase) / Sale of Debentures/Market linked debenture	(2,228.84)	(4,103.24)
Net cash flow used in investing activities (B)	(4,301.37)	(4,977.62)
C. Cash flow from financing activities		
Payment of Lease Liabilities	(563.16)	(499.61)
Loan taken / Repaid	-	(800.00)
Dividend paid	(1,077.87)	(269.47)
Interest paid	(11.17)	(14.05)
Net cash flow used in financing activities (C)	(1,652.19)	(1,583.13)
Net cash flow during the year (A+B+C)	946.03	(1,993.17)
Cash and cash equivalents at the beginning of the year	7,745.84	9,739.01
Net cash and cash equivalents at the end of the year	8,691.87	7,745.84
Reconciliation between cash and cash equivalents shown with the Balance Sheet		
	March 31, 2024	March 31, 2023
Cash and cash equivalents as per Balance Sheet (Refer note no.9)	1,740.37	1,206.30
Add: Current investments considered as part of cash and cash equivalents (Refer note no.7)	6,951.50	6,539.54
Cash and cash equivalents	8,691.87	7,745.84

As per our attached report of even date
For Kanu Doshi Associates LLP
Chartered Accountants
Firm Registration No. 104746W/W100096


Kanu Vakharia
Partner
Membership No. 148916






Sameer L. Kanodia
CEO and Managing Director
DIN 00008232


Ashish Jain
Chief Financial Officer



For and on behalf of the Board


Dr. Lalit S. Kanodia
Chairman
DIN 00008050


Prasanth Parekh
Company Secretary

Place : Mumbai
Dated : May 07, 2024

Lumina Datamatatics Limited
Standalone Financial statement as at March 31, 2024
Statement of Changes in Equity

A. Equity share capital	(Rs. In Lacs)
Particulars	1,077.87
As at March 31, 2022	1,077.87
Issue of shares during the year	-
As at March 31, 2023	1,077.87
Issue of shares during the year	-
As at March 31, 2024	1,077.87

(All figures in Rs. Lakhs unless otherwise stated)

Particulars	Attributable to owners of Lumina Datamatatics Limited						
	Reserves and surplus			Capital redemption reserve		Other comprehensive income	
	Securities premium reserve	Retained earnings	Capital reserve	Capital redemption reserve	Actuarial gains and losses	Cash flow hedging reserve	Total other equity
As at March 31, 2022	6,336.99	13,651.89	5,892.21	3,716.27	(224.77)	264.40	29,637.00
Profit for the year	-	5,067.72	-	-	-	-	5,067.72
Other comprehensive income	-	(269.47)	-	-	2.04	(464.10)	(462.06)
Dividend paid	-	-	-	-	-	-	(269.47)
As at March 31, 2023	6,336.99	18,450.14	5,892.21	3,716.27	(222.73)	(199.70)	33,973.19
Profit for the year	-	6,100.55	-	-	-	-	6,100.55
Other comprehensive income	-	-	-	-	(36.20)	215.72	179.52
Dividend paid	-	(1,077.87)	-	-	-	-	(1,077.87)
As at March 31, 2024	6,336.99	23,472.82	5,892.21	3,716.27	(258.93)	16.02	39,175.39

The accompanying notes forming an integral part of the financial statements
As per our attached report of even date

For Kanu Doshi Associates LLP

Chartered Accountants

Firm Registration No. 104746W/W/100096



Kunal Vakharia
Partner
Membership No. 148916

Sameer L. Kanodia
CEO and Managing Director
DIN 00008232

Dr. Lalit S. Kanodia
Chairman
DIN 00008050

Ashish Jain
Chief Financial Officer

Prasanth Parekh
Company Secretary

For and on behalf of the Board



Place : Mumbai
Dated : May 07, 2024

Lumina Datamatics Limited
Notes to Standalone Financial Statements

Note 1: Significant accounting policies

a) Company Overview

Lumina Datamatics Limited ('the Company') having CIN U22220MH2007PLC322853 was incorporated on November 26, 2007 and is engaged in the business of e-commerce, e-retail and e-publishing services which mainly include editorial services, composition services, media and related services.

b) Significant Accounting Policies

i) Basis of Preparation of Financial Statements:

Compliance with Ind AS

The financial statements comply in all material aspects with Indian Accounting Standards (IndAS) notified under Section 133 of the Companies Act, 2013 (the Act) [Companies (Indian Accounting Standards) Rules, 2015] and other relevant provisions of the Act.

ii) Historical cost convention

The financial statements have been prepared on a historical cost basis, except for the following:

- * Certain financial assets and liabilities (including derivative instruments) which is measured at fair value;
- * Defined benefit plans – plan assets measured at fair value

c) Use of Estimates

The preparation of financial statements in conformity with the generally accepted accounting principles require estimates and assumptions to be made that affect the reported amounts of the assets and liabilities on the date of financial statements and the reported amounts of revenues and expenses during the reporting period. Differences between actual results and estimates are recognised in the year in which the results are known / materialized.

d) Foreign currency translation

i) Functional and presentation currency

The financial statements are presented in Indian rupee (INR), which is Company's functional and presentation currency.

ii) Transactions and balances

Transactions in foreign currency are recorded at the rates of exchange prevailing at the date of the transactions.

Monetary items denominated in foreign currencies at the balance sheet date are translated at the exchange rates prevailing at the balance sheet date. Non-monetary assets and non-monetary liabilities denominated in a foreign currency and measured at historical cost are translated at the exchange rate prevalent at the date of transaction.

Any income or expense on account of exchange difference either on settlement or on translation at the balance sheet date is recognised in the Statement of Profit and Loss in the year in which it arises.

e) Revenue recognition

Revenue from technical and software services is recognized on a time and material basis when services are rendered and related costs are incurred. Revenue is recognized when it is earned and no significant uncertainty exists as to its ultimate realization or collection

f) Income tax

Tax expense comprise of current and deferred tax. Current income tax is measured at the amount expected to be paid to the tax authorities in accordance with the Indian Income Tax Act.

Deferred income taxes reflects the impact of current year timing differences between taxable income and accounting income for the year and reversal of timing differences of earlier years. Deferred tax is measured based on the tax rates and the tax laws enacted at the balance sheet date. Deferred tax assets are recognized only to the extent that there is a reasonable certainty that sufficient future taxable income will be available against which such deferred tax assets can be realized.

At each balance sheet date unrecognized deferred tax assets are re-assessed. It recognizes unrecognized deferred tax assets to the extent that it has become reasonably certain or virtually certain, as the case may be that sufficient future taxable income will be available against which such deferred tax assets can be realized.

g) Leases

As a lessee

Ind AS 116 The Company is complying with Ind AS 116 for the recognition, measurement, presentation and disclosure of leases for both lessees and lessors. It introduces a single, on-balance sheet lease accounting model for lessees.

h) Cash and cash equivalents

The Company considers all highly liquid financial instruments, which are readily convertible into cash and have original maturities of three months or less from date of purchase to be cash equivalents.



Lumina Datamatics Limited
Notes to Standalone Financial Statements

i) Cash Flow Statement

Cash flows are reported using the indirect method, whereby net profit before tax is adjusted for the effects of transactions of a non-cash nature, any deferrals or accruals of past or future operating cash receipts or payments and item of income or expenses associated with investing or financing cash flows. The cash flows from operating, investing and financing activities of the Company are segregated.

j) Trade receivables

Trade receivables are recognised initially at fair value and subsequently measured at amortised cost using the effective interest method, less provision for impairment.

k) Inventories

Inventory, if any, is valued at cost (arrived on FIFO basis) or net realizable value, whichever is lower. Custom Duty on the goods where title has passed to the Company is included in the value of inventory.

l) Investments and other financial assets

i) Classification

The company classifies its financial assets in the following measurement categories:

- * Those to be measured subsequently at fair value (either through other comprehensive income, or through profit or loss), and
- * Those measured at amortised cost.

The classification depends on the entity's business model for managing the financial assets and the contractual terms of the cash flows.

For assets measured at fair value, gains and losses will either be recorded in profit or loss or other comprehensive income. For investments in debt instruments, this will depend on the business model in which the investment is held. For investments in equity instruments, this will depend on whether the company has made an irrevocable election at the time of initial recognition to account for the equity investment at fair value through other comprehensive income.

The company reclassifies debt investments when and only when its business model for managing those assets changes.

ii) Measurement

At initial recognition, the company measures a financial asset at its fair value plus, in the case of a financial asset not at fair value through profit or loss, transaction costs that are directly attributable to the acquisition of the financial asset. Transaction costs of financial assets carried at fair value through profit or loss are expensed in profit or loss.

Financial assets with embedded derivatives are considered in their entirety when determining whether their cash flows are solely payment of principal and interest.

Debt instruments

Subsequent measurement of debt instruments depends on the company's business model for managing the asset and the cash flow characteristics of the asset. There are three measurement categories into which the group classifies its debt instruments:

***Amortised cost:** Assets that are held for collection of contractual cash flows where those cash flows represent solely payments of principal and interest are measured at amortised cost. A gain or loss on a debt investment that is subsequently measured at amortised cost and is not part of a hedging relationship is recognised in profit or loss when the asset is derecognised or impaired. Interest income from these financial assets is included in finance income using the effective interest rate method.

***Fair value through other comprehensive income (FVOCI):** Assets that are held for collection of contractual cash flows and for selling the financial assets, where the assets' cash flows represent solely payments of principal and interest, are measured at fair value through other comprehensive income (FVOCI). Movements in the carrying amount are taken through OCI, except for the recognition of impairment gains or losses, interest revenue and foreign exchange gains and losses which are recognised in profit and loss. When the financial asset is derecognised, the cumulative gain or loss previously recognised in OCI is reclassified from equity to profit or loss and recognised in other gains/(losses). Interest income from these financial assets is included in other income using the effective interest rate method.

*** Fair value through profit or loss:** Assets that do not meet the criteria for amortised cost or FVOCI are measured at fair value through profit or loss. A gain or loss on a debt investment that is subsequently measured at fair value through profit or loss and is not part of a hedging relationship is recognised in profit or loss and presented net in the statement of profit and loss within other gains/(losses) in the period in which it arises. Interest income from these financial assets is included in other income.



Lumina Datamatics Limited
Notes to Standalone Financial Statements

Equity instruments

The company subsequently measures all equity investments at fair value (except investment in joint venture and subsidiaries which is valued at amortised cost). Where the company's management has elected to present fair value gains and losses on equity investments in other comprehensive income, there is no subsequent reclassification of fair value gains and losses to profit or loss. Dividends from such investments are recognised in profit or loss as other income when the company's right to receive payments is established.

Changes in the fair value of financial assets at fair value through profit or loss are recognised in other gain/(losses) in the statement of profit and loss. Impairment losses (and reversal of impairment losses) on equity investments measured at FVOCI are not reported separately from other changes in fair value.

iii) Impairment of financial assets

The company assesses on a forward looking basis the expected credit losses associated with its assets carried at amortised cost and FVOCI debt instruments. The impairment methodology applied depends on whether there has been a significant increase in credit risk. Note 28 details how the company determines whether there has been a significant increase in credit risk.

For trade receivables only, the company applies the simplified approach permitted by Ind AS 109 Financial Instruments, which requires expected lifetime losses to be recognised from initial recognition of the receivables.

iv) Derecognition of financial assets

A financial asset is derecognised only when

* The company has transferred the rights to receive cash flows from the financial asset or

* Retains the contractual rights to receive the cash flows of the financial asset, but assumes a contractual obligation to pay the cash flows to one or more recipients.

Where the entity has transferred an asset, the company evaluates whether it has transferred substantially all risks and rewards of ownership of the financial asset. In such cases, the financial asset is derecognised. Where the entity has not transferred substantially all risks and rewards of ownership of the financial asset, the financial asset is not derecognised.

Where the entity has neither transferred a financial asset nor retains substantially all risks and rewards of ownership of the financial asset, the financial asset is derecognised if the company has not retained control of the financial asset. Where the company retains control of the financial asset, the asset is continued to be recognised to the extent of continuing involvement in the financial asset.

m) Income recognition

Interest income

Interest income from debt instruments is recognised using the effective interest rate method. The effective interest rate is the rate that exactly discounts estimated future cash receipts through the expected life of the financial asset to the gross carrying amount of a financial asset. When calculating the effective interest rate, the company estimates the expected cash flows by considering all the contractual terms of the financial instrument (for example, prepayment, extension, call and similar options) but does not consider the expected credit losses.

Dividends

Dividends are recognised in profit or loss only when the right to receive payment is established, it is probable that the economic benefits associated with the dividend will flow to the company, and the amount of the dividend can be measured reliably.

n) Derivatives and hedging activities

The Company uses foreign currency forward contracts to hedge its risks associated with foreign currency fluctuations relating to certain firm commitments and forecasted transactions. Such forward contracts are utilised against the inflow of funds under firm commitments. The Company does not use the forward contract for speculative purposes. The Company designates these hedging instruments as cash flow hedge. The use of hedging instruments is governed by the Company's policies approved by the Board of Directors, which provide written principles on the use of such financial derivatives consistent with the Company's risk management strategy.

Hedging instruments are initially measured at fair value and are remeasured at subsequent reporting dates. Changes in the fair value of these derivatives that are designated and effective as hedges of future cash flows are recognised directly in OCI and the ineffective portion is recognised immediately in the Statement of Profit and Loss.

Changes in the fair value of derivative financial instruments that do not qualify for hedge accounting are recognised in the Statement of Profit and Loss as they arise.

The fair value of derivative financial instruments is determined based on observable market inputs including currency spot and forward rates, yield curves, currency volatility etc.

Hedge accounting is discontinued when the hedging instrument expires or is sold, terminated or exercised or no longer qualifies for hedge accounting. At that time for forecasted transactions, any cumulative gain or loss on the hedging instrument recognised in OCI is retained until the forecasted transaction occurs. If a hedged transaction is no longer expected to occur, the net cumulative gain or loss recognised in Shareholders' Funds is transferred to the Statement of Profit and Loss for the year.



Lumina Datamatics Limited
Notes to Standalone Financial Statements

o) Offsetting financial instruments

Financial assets and liabilities are offset and the net amount is reported in the balance sheet where there is a legally enforceable right to offset the recognised amounts and there is an intention to settle on a net basis or realise the asset and settle the liability simultaneously. The legally enforceable right must not be contingent on future events and must be enforceable in the normal course of business and in the event of default, insolvency or bankruptcy of the company or the counterparty.

p) Property, plant and equipment

Property, plant and equipment's are valued at cost after reducing accumulated depreciation until the date of the balance sheet. Direct costs are capitalised until the assets are ready to use and include financing costs relating to any specific borrowing attributable to the acquisition of fixed assets. Intangible assets are recognised, only if it is probable that the future economic benefits that are attributable to the assets will flow to the enterprise and the cost of the assets can be measured reliably. Capital work-in-progress includes assets not put to use before the year end.

Transition to Ind AS

On transition to Ind AS, the company has elected to continue with the carrying value of all of its property, plant and equipment recognised as at 1 April 2016 measured as per the previous GAAP and use that carrying value as the deemed cost of the property, plant and equipment.

Depreciation methods, estimated useful lives and residual value

Depreciation on property, plant and equipment is provided on the Straight Line Method as per the useful life and in the manner prescribed in Schedule II to Companies Act, 2013.

p) Intangible assets

i) Goodwill

Goodwill on merger of subsidiaries is included in intangible assets. Goodwill is not amortised but it is tested for impairment annually, or more frequently if events or changes in circumstances indicate that it might be impaired, and is carried at cost less accumulated impairment losses.

Goodwill is allocated to cash-generating units for the purpose of impairment testing. The allocation is made to those cash-generating units or groups of cash-generating units that are expected to benefit from the business combination in which the goodwill arose. The units or groups of units are identified at the lowest level at which goodwill is monitored for internal management purposes, which in our case are the operating segments.

q) Intangible Assets

i) Computer software

The intangible assets are recorded at cost and are carried at cost less accumulated amortization and accumulated impairment losses, if any.

Directly attributable costs that are capitalised as part of the software include employee costs and an appropriate portion of relevant overheads.

Capitalised development costs are recorded as intangible assets and amortised from the point at which the asset is available for use.

ii) Amortisation methods and periods

The company amortises intangible assets with a finite useful life using the straight-line method over a period of 3 years.

r) Trade and other payables

These amounts represent liabilities for goods and services provided to the company prior to the end of financial year which are unpaid. The amounts are unsecured. Trade and other payables are presented as current liabilities unless payment is not due within 12 months after the reporting period. They are recognised initially at their fair value and subsequently measured at amortised cost using the effective interest method.

s) Borrowings

Borrowings are initially recognised at fair value, net of transaction costs incurred. Borrowings are subsequently measured at amortised cost. Any difference between the proceeds (net of transaction costs) and the redemption amount is recognised in profit or loss over the period of the borrowings using the effective interest method. Fees paid on the establishment of loan facilities are recognised as transaction costs of the loan to the extent that it is probable that some or all of the facility will be drawn down. In this case, the fee is deferred until the draw down occurs. To the extent there is no evidence that it is probable that some or all of the facility will be drawn down, the fee is capitalised as a prepayment for liquidity services and amortised over the period of the facility to which it relates.

Borrowings are removed from the balance sheet when the obligation specified in the contract is discharged, cancelled or expired. The difference between the carrying amount of a financial liability that has been extinguished or transferred to another party and the consideration paid, including any non-cash assets transferred or liabilities assumed, is recognised in profit or loss as other gains/(losses).



Lumina Datamatics Limited
Notes to Standalone Financial Statements

Where the terms of a financial liability are renegotiated and the entity issues equity instruments to a creditor to extinguish all or part of the liability (debt for equity swap), a gain or loss is recognised in profit or loss, which is measured as the difference between the carrying amount of the financial liability and the fair value of the equity instruments issued.

Borrowings are classified as current liabilities unless the company has an unconditional right to defer settlement of the liability for at least 12 months after the reporting period. Where there is a breach of a material provision of a long-term loan arrangement on or before the end of the reporting period with the effect that the liability becomes payable on demand on the reporting date, the entity does not classify the liability as current, if the lender agreed, after the reporting period and before the approval of the financial statements for issue, not to demand payment as a consequence of the breach.

t) Borrowing costs

Borrowing costs, which are directly attributable to the acquisition, construction or production of a qualifying assets are capitalised as a part of the cost of the assets. Other borrowing costs are recognised as expenses in the year in which they are incurred.

u) Provision, Contingent Liabilities and Contingent Assets

The Company recognises a provision when there is a present obligation as a result of a past event that probably requires an outflow of resources and a reliable estimate can be made of the amount of the obligation. A disclosure for contingent liability is made when there is possible obligation or a present obligation that may, but probably will not, require an outflow of resources. Where there is a possible obligation or a present obligation that the likelihood of outflow of resources is remote, no provision or disclosure is made.

Provisions are not discounted to its present value and are determined based on best estimate required to settle the obligation at the balance sheet date. These are reviewed at each balance sheet date and adjusted to reflect current best estimates. Contingent Assets are neither recognised nor disclosed.

v) Employee benefits

i) Defined Contribution Plan

Contribution to defined contribution plans are recognised as expense in the Statement of Profit and Loss, as they are incurred.

ii) Defined Benefit Plan

Company's liabilities towards gratuity and leave encashment are determined using the projected unit credit method as at Balance Sheet date. Actuarial gains / losses are recognised immediately in the Statement of Profit and Loss. Long-term compensated absences are provided for based on actuarial valuation.

iii) Restricted Stock

Employee Compensation in the form of stock options, granted under LDL Phantom Stock Appreciation Plan 2021 have been charged to Profit & Loss Statement, based on fair value method, over the vesting period.

w) Contributed equity

Equity shares are classified as equity.

Incremental costs directly attributable to the issue of new shares or options are shown in equity as a deduction, net of tax, from the proceeds.

x) Earnings per share

In determining Earnings per Share, the Company considers the net profit after tax after reducing the preference dividend and tax thereon and includes the post-tax effect of any extra-ordinary items. The number of shares used in computing basic Earnings per Share is the weighted average number of shares outstanding during the period. The number of shares used in computing diluted Earnings per Share comprises the weighted average shares considered for deriving basic Earnings per Share and also the weighted average number of equity shares that could have been issued on the conversion of all dilutive potential equity shares.



Lumina Datamatics Limited
Notes to Standalone Financial Statements

Note 2 - Property, plant and equipment						
(All figures in Rs. Lakhs unless otherwise stated)						
Particulars	Office Equipment	Computer & Server	Vehicles	Furniture & Fixtures	Leasehold Improvements	Capital Work-In-Progress
<i>Gross block</i>						
As at March 31, 2022	536.81	1,261.49	17.30	464.01	791.52	26.23
Additions	70.99	515.23	77.55	69.71	220.48	(26.23)
Disposals	-	(12.05)	-	-	-	(12.05)
As at March 31, 2023	607.81	1,764.67	94.86	533.72	1,012.01	4,013.05
Additions	20.37	92.32	39.61	5.64	69.84	-
Disposals	(4.54)	(79.13)	-	(6.54)	0.00	-
As at March 31, 2024	623.64	1,777.86	134.47	532.82	1,081.85	4,150.64
<i>(Rs. In Lacs)</i>						
Particulars	Office Equipment	Computer & Server	Vehicles	Furniture & Fixtures	Leasehold Improvements	Capital Work-In-Progress
<i>Accumulated depreciation</i>						
As at March 31, 2022	288.84	779.71	9.73	157.17	152.46	1,387.92
Depreciation charge during the year	87.82	278.74	10.23	53.94	87.45	518.18
Disposals	-	(12.05)	-	-	-	(12.05)
As at March 31, 2023	376.66	1,046.40	19.97	211.11	239.90	1,894.05
Depreciation charge during the year	84.30	360.16	15.08	53.35	101.36	614.26
Disposals	(4.53)	(77.90)	-	(5.87)	-	(88.30)
As at March 31, 2024	456.43	1,328.66	35.05	258.59	341.26	2,420.01
Net carrying amount as March 31, 2023	231.14	718.27	74.89	322.61	772.11	2,119.00
Net carrying amount as March 31, 2024	167.20	449.20	99.42	274.23	740.60	1,730.63



Lumina Datamatics Limited
Notes to Standalone Financial Statements
(All figures in Rs. Lakhs unless otherwise stated)

Note 3 - Intangible assets

Particulars	Computer Softwares	Total
<i>Gross block</i>		
As at March 31, 2022	700.31	700.31
Additions	153.70	153.70
Disposals	(108.56)	(108.56)
As at March 31, 2023	745.45	745.45
Additions	247.88	247.88
Disposals	(148.90)	(148.90)
As at March 31, 2024	844.43	844.42
<i>Accumulated amortisation and impairment</i>		
As at March 31, 2022	282.26	282.26
Amortisation charge during the year	294.36	294.36
Disposals	(108.56)	(108.56)
As at March 31, 2023	468.06	468.06
Amortisation charge during the year	293.10	293.10
Disposals	(148.90)	(148.90)
As at March 31, 2024	612.25	612.25
Net carrying amount as March 31, 2023	277.39	277.39
Net carrying amount as March 31, 2024	232.18	232.17



Lumina Datamatics Limited
Notes to Standalone Financial Statements
(All figures in Rs. Lakhs unless otherwise stated)

Note 4 - Non-current investments

Particulars	March 31, 2024	March 31, 2023
Unquoted		
In subsidiaries - Wholly Owned (at Cost)		
Investment in equity instruments (fully paid-up)		
As at March 31, 2024: 416.89 shares As at March 31, 2023: 416.89 shares		
Investment in Lumina Datamatics, Inc USA	14,898.55	14,898.55
As at March 31, 2024: 18,500 shares, As at March 31, 2023: 18,500 shares		
Investment in Lumina Datamatics UK Limited	428.89	428.89
As at March 31, 2024: 1,00,000 shares As at March 31, 2023: 1,00,000 shares of Rs 5.00 each of Investment in Equity Shares LDR eRetail Limited	5.00	5.00
As at March 31, 2024: 1,00,000 shares Investment in Diacritech Technologies Pvt Ltd.	2,115.09	-
Investment in preference shares		
As at March 31, 2023: 49,50,000 Shares of Rs 10.00 each		
Investment in Preference Shares LDR eRetail Limited		495.00
Investment in preference shares (at FVTPL)		
7% Non-cumulative Non-convertible Compulsorily Redeemable Preference shares of LDR eRetail Limited		
As at March 31, 2024: 59,50,000, of Rs.10/- each	391.76	
In others:		
Investment in equity shares(at FVTPL)		
As at March 31, 2024: 4657, As at March 31, 2023 : 4,657 Equity Shares of Rs.10 each of Handy Training Technologies Private Ltd, India	-	150.00
Less: Impairment of investment in Handy Training Technologies Private Ltd, India		-150.00
Unquoted investment in equity shares		
Investment in NSE --- 2,000 shares at Rs.3,000 each	60.00	60.00
Unquoted		
Investment in debentures(at Amortised Cost)		
10.40% Non-Convertible Redeemable Debentures, FV: 10,00,000 each, Qty:30 Redeemable as on: July 27,2027 , of Svatantira Microfin Pvt Ltd	314.30	
Quoted:		
Investment in debentures (at Amortised Cost)		
8.45% Non-Convertible Redeemable Debentures, FV: 1,000 each, Qty: 20,000 Redeemable as on: July 12,2028 , of Cholamandalam Investment & Finance	201.08	
8.9% Non-Convertible Redeemable Debentures, FV: 1,00,000 each, Qty: 400 Redeemable as on: Dec,2025, of JM Financial Products Ltd 2025	400.61	-
10.75% Non-Convertible Redeemable Debentures, FV: 1,00,000 each, Qty: 400 Redeemable as on: August 1,2026 , of Muthoot Microfin Limited	402.98	-
Quoted:		
Investment in debentures & Bonds(at FVTPL)		
12% Non-Convertible Redeemable Debentures, FV: 10,00,000 each, Qty: 30 Redeemable as on: July 21,2025, of Edelweiss Finance and Investments Ltd	442.65	303.19
7.51% Non-Convertible Redeemable Debentures, FV: 10,00,000 each, Qty: 50 Redeemable as on: July 11,2024, of Edelweiss Finance and Investments Ltd	-	528.15
7.70%Non-Convertible Redeemable Debentures, FV: 3,00,00,000 each, Qty:30 Redeemable as on: December 19, 2024, of Mahindra & Mahindra Financial Service limited	-	302.34
9.75%Non-Convertible Redeemable Debentures, FV10,00,000each, Qty: 20 Redeemable as on:30-Apr-25 , Edelweiss A5I201A 29M ELL Crown Series	225.97	200.65
9.10%Non-Convertible Redeemable Debentures FV10,00,000 each, Qty: 50 ,Redeemable as on:January 09th 2025 , Tata International Limited	-	500.00
Edelweiss Nifty Psu Bond Plus		
As at March 31, 2024: 54,93,526.485 Units at NAV 11.810, and	648.76	606.13
As at March 31, 2023: 54,93,526.485 Units at NAV 11.0335 Each		
Kotak Nifty Sdl Apr 2027		
As at March 31, 2024: 96,95,075 Units at Rs.11.068 and	1,073.05	1,003.36
As at March 31, 2023: 96,95,075 Units at Rs.10.349 Each		



Lumina Datamatics Limited
Notes to Standalone Financial Statements
(All figures in Rs. Lakhs unless otherwise stated)

SBI Cpse Bond plus As at March 31, 2024: 96,15,551.071 Units at NAV 11.167, and As at March 31, 2023: 96,15,551.071 Units at NAV 10.415 Each	1,073.82	1,001.49
Nippon India Nifty AAA Cpse Bond Plus Sdl As at March 31, 2024: 48,52,289 Units at Rs.11.055 and As at March 31, 2023: 48,52,289 Units at Rs.10.304 Each	536.44	499.98
ICICI Prudential Nifty Sdl Dec 2028 Index Fund As at March 31, 2024: 47,96,061.289 Units at Rs. 11.242 and As at March 31, 2023: 47,96,061.289 Units at Rs. 10.425 Each	539.18	499.98
10.5%Non-Convertible Redeemable Debentures, FV1,00,000each, Qty: 400 Redeemable as on:26-Feb-27 , 42M ECAP Ruby Series	446.26	-
Other Investment -- Category III - AIF (at FVTPL) Indigrd Invit As at March 31, 2024: 3,44,535 Units at NAV 132.78 and As at March 31, 2023: 3,44,535 Units at NAV 134.01 Each	457.47	461.71
Unquoted Other Investment -- Term deposits with financial institutions (at amortized cost) 8.21% -- Shriram Finance Limited	1,000.00	
Total	25,661.86	21,794.42
Aggregate amount of quoted investments	6,448.26	5,906.97
Aggregate amount of unquoted investments	19,213.60	15,887.45

Note 5 - Other non-current financial assets

Particulars	March 31, 2024	March 31, 2023
Unsecured considered good		
Other deposits	295.87	296.35
Fair value of outstanding forward contracts (FVOCI)	5.36	-
Interest Accrued	56.79	
Total	358.03	296.35

Note 6 - Other non-current assets

Particulars	March 31, 2024	March 31, 2023
Unsecured considered good		
Prepaid Expenses	31.94	3.94
Total	31.94	3.94

Note 7 - Current investments

Particulars	March 31, 2024	March 31, 2023
Quoted		
Investment in mutual funds (at FVTPL)		
ICICI Corporate Bond Fund As at March 31,2024:14,95,360.492 Units At Rs.28.146 and As at March 31,2023:14,95,360.492 Units At Rs.26.028 Each	420.88	389.21
ICICI Short Term Fund - Dp Growth As at March 31, 2024:3,09,635.088 Units at Rs. 58.932 and As at March 31, 2023:3,09,635.088 Units at Rs. 54.368 Each	182.47	168.34
ICICI All Seasons Bond Fund - Dp Growth As at March 31, 2024:2,57,471.334 Units at Rs. 35.668 and As at March 31, 2023:2,57,471.334 Units at Rs. 32.811 Each	91.84	84.48
Axis Short-Term Fund - Direct Plan-Growth As at March 31, 2024: 7,48,914 Units at Rs. 30.227 and As at March 31, 2023: 7,48,914 Units at Rs. 28.024 each	226.38	209.87
Axis Short-Term Fund - Regular Growth (Stpgg) As at March 31, 2024: 2,51,041.88, Units at Rs. 27.89 and As at March 31, 2023: 2,51,041.88, Units at Rs. 26.007 Each	70.02	65.29
Kotak Corporate Bond Fund Growth As at March 31, 2024: 6,880.018 Units at Rs. 3399.858 and As at March 31, 2023: 6,880.018 Units at Rs. 3161.409 Each	233.91	217.50



Lumina Datamatics Limited
Notes to Standalone Financial Statements
(All figures in Rs. Lakhs unless otherwise stated)

Nippon India Floating Rate Fund - Direct-Growth Plan As at March 31, 2024: 7,68,417:Units at Rs.42.718 and As at March 31, 2023: 7,68,417:Units at Rs.39.515 Each	328.26	303.64
Kotak Equity Arbitrage - Growth As at March 31, 2024: 20,87,345.88 units at NAV of 36.386 each	759.51	0.00
Edelweiss Arbitrage Fund - Direct Plan-Growth As at March 31, 2024: 40,17,821.78 units at Rs.18.914	759.95	-
Nippon India Arbitrage Fund-Direct - Growth As at March 31, 2024: 24,94,956.41 Units at Rs. 26.136 As at March 31, 2023: 28,99,054 Units at Rs. 24.139	652.08	699.80
Hdfc Balanced Advantage Fund - Regular Plan - Grow As at March 31, 2024: Units 1,12,404.63 at Rs.451.49; and As at March 31, 2023: Units 83,001.86 at Rs.323.303 Each	507.50	268.35
Kotak Emerging Equity Fund-Regular-Growth As at March 31, 2024: 1,25,451.10 Units at Rs.102.48 and As at March 31, 2023: 20,696.32 Units at Rs.74.283 Each	128.57	15.37
Parag Parikh Flexi Cap - Direct Plan As at March 31, 2024: 4,51,919.69 Units at Rs. 74.87	338.35	-
Kotak Emerging Equity Fund-Direct-Growth As at March 31, 2024: 73,502 Units at Rs. 117.01 As at March 31, 2023: 5,049.691 Units at Rs. 99.011	86.01	-
Hdfc Balanced Advantage Fund - Direct Plan - Growth As at March 31, 2024: Units 45,030.521 at Rs.484.131 and As at March 31, 2023: Units 45,030.521 at Rs.444.121 Each;	218.01	
Investment in ETF (at FVTPL)		
Nippon Nifty Bees As at March 31, 2024: 80,270 Units at Rs.247.13 As at March 31, 2023: 46,000 Units at Rs.189.860	198.37	87.34
Other Investment -- Category III - AIF (at FVTPL)		
Northern Arc Money Market Alpha Fund As at March 31, 2024: 9,35,244 Units at Rs.100.989 and As at March 31, 2023: 8,62,580 Units at Rs.100 Each	944.49	862.58
Investment in debentures (at FVTPL)		
7.65% Non-Convertible Redeemable Debentures, FV: 10,00,000 each, Qty: 30 Redeemable as on: September 15,2023, of Muthoot Fincorp Limited	-	330.47
9%Non-Convertible Redeemable Debentures, Fv: 5,50,00,000 Each, Qty: 55 Redeemable As On: December 7th ,2023, of Nuvam Wealth Finance Limited	-	625.70
9.0% Non-Convertible Redeemable Debentures, FV: 1,00,000 each, Qty: 484 Redeemable as on: March 18,2024, of Edelweiss Finance and Investments Ltd	-	576.66
7.70%Non-Convertible Redeemable Debentures, FV: 3,00,00,000 each, Qty:30 Redeemable as on: December 19, 2024, of Mahindra & Mahindra Financial Service limited	325.83	
7.51% Non-Convertible Redeemable Debentures, FV: 10,00,000 each, Qty: 50 Redeemable as on: July 11,2024, of Edelweiss Finance and Investments Ltd	567.93	-
Unquoted		
Investment in Debentures (at Amortised cost)		
9.10%Non-Convertible Redeemable Debentures FV10,00,000 each, Qty: 50 ,Redeemable as on:January 09th 2025 , Tata International Limited	505.47	
Quoted		
Investment in Debentures (at Amortised cost)		
9.8% Non-Convertible Redeemable Debentures, FV: 10,00,000 each, Qty: 30 Redeemable as on: October 31,2024, of Belstar Microfinance Ltd	298.44	-
Unquoted		
Other Investment -- Term deposits with financial institutions (at amortized cost)		
5.25% -- Bajaj Finance Limited	-	250.00
6.77% -- Shriram Finance Limited	-	1,000.00
5.75% -- PNB Housing Finance	-	500.00
Total	7,844.24	6,654.60
Aggregate amount of quoted investments	5,938.16	4,904.60
Aggregate amount of unquoted investments	1,906.08	1,750.00



Lumina Datamatics Limited
Notes to Standalone Financial Statements
(All figures in Rs. Lakhs unless otherwise stated)

Note 8 - Trade receivables

Particulars	March 31, 2024	March 31, 2023
Trade receivables		
Unsecured (Refer Note 28)		
Considered Good	1,461.61	1,678.97
Considered doubtful	114.09	264.09
	1,575.70	1,943.06
Less :- Allowance for Expected Credit Loss	114.09	264.09
Total	1,461.61	1,678.97

FY23-24

Particulars	Outstanding for following periods from due date of payment					Total
	Less than 6 months	06months - 1 year	01-02 years	02-03 years	More than 3 years	
(i)Undisputed Trade receivables – considered good	1,574.15	1.56	-	-	-	1,575.70
(ii)Undisputed Trade Receivables – considered doubtful	-	-	-	-	-	-
(iii)Disputed Trade Receivables considered good	-	-	-	-	-	-
(iv)Disputed Trade Receivables considered doubtful	-	-	-	-	-	-
Less: Allowance for Doubtful Trade Receivables						(114.09)
Total						1,461.61

FY22-23

Particulars	Outstanding for following periods from due date of payment					Total
	Less than 6 months	06months - 1 year	01-02 years	02-03 years	More than 3 years	
(i)Undisputed Trade receivables – considered good	1,798.79	-	141.50	2.77	-	1,943.06
(ii)Undisputed Trade Receivables – considered doubtful	-	-	-	-	-	-
(iii)Disputed Trade Receivables considered good	-	-	-	-	-	-
(iv)Disputed Trade Receivables considered doubtful	-	-	-	-	-	-
Less: Allowance for Doubtful Trade Receivables						(264.09)
Total						1,678.97

Note 9 - Cash and cash equivalents

Particulars	March 31, 2024	March 31, 2023
Bank balances	1,737.49	1,205.18
Cash on hand	2.88	1.12
Total	1,740.37	1,206.30

Note 10 - Loans

Particulars	March 31, 2024	March 31, 2023
Repayable on Demand		
Loan to Subsidiary (Diacritech Technologies Pvt Ltd.) (Refer Note 47)	232.70	-
Total	232.70	-

Note 11 - Other current financial assets

Particulars	March 31, 2024	March 31, 2023
Unsecured considered good		
Fair value of outstanding forward contracts (FVOCI)-current	16.05	-
Loans & advances to employees & others	61.35	12.11
Unbilled revenue**	1,706.58	1,020.61
Balance with govt authorities	1,222.85	1,171.20
Interest Accrued	69.06	100.74
Other Deposits	3.72	20.12
Total	3,079.61	2,324.78

** All Unbilled revenue outstanding are Less than 6 months

Note 12 - Other current assets

Particulars	March 31, 2024	March 31, 2023
Prepaid expenses	338.15	320.79
Advance to suppliers	192.23	102.85
Total	530.38	423.64



Lumina Datamatics Limited
Notes to Standalone Financial Statements
(All figures in Rs. Lakhs unless otherwise stated)

Note 13 - Share capital and other equity

13(a) - Equity share capital

(i) Authorised share capital of face value of Rs. 5/-each

Particulars	Number of shares	In Lacs
As at March 31, 2022	10,00,00,000	5,000.00
Movement during the year	-	-
As at March 31, 2023	10,00,00,000	5,000.00
Movement during the year	-	-
As at March 31, 2024	10,00,00,000	5,000.00

13(b) - Preference share capital

(i) Authorised preference share capital of face value of Rs. 10/- each

Particulars	Number of shares	In Lacs
As at March 31, 2022	4,15,00,000	4,150.00
Movement during the year	-	-
As at March 31, 2023	4,15,00,000	4,150.00
Movement during the year	-	-
As at March 31, 2024	4,15,00,000	4,150.00

13(c) Issued, Subscribed and Paid-up equity share capital of face value of Rs. 5/-each

Particulars	Number of shares	In Lacs
As at March 31, 2022	2,15,57,310	1,077.87
Issue of shares during the year	-	-
As at March 31, 2023	2,15,57,310	1,077.87
Issue of shares during the year	-	-
As at March 31, 2024	2,15,57,310	1,077.87

13(d) Movements in equity share capital

Particulars	Number of shares	In Lacs
As at March 31, 2022	2,15,57,310	1,077.87
Movement during the year	-	-
As at March 31, 2023	2,15,57,310	1,077.87
Movement during the year	-	-
As at March 31, 2024	2,15,57,310	1,077.87



Lumina Datamatics Limited
Notes to Standalone Financial Statements
(All figures in Rs. Lakhs unless otherwise stated)

13(e) Shares of the company held by holding company

Particulars	March 31, 2024	March 31, 2023
Equity shares of Rs. 5 each held by Datamatics Global Services Limited	2,15,57,310	2,15,57,310

13(f) Details of shareholders holding more than 5% shares in the Company

Particulars	March 31, 2024		March 31, 2023	
	Number of shares	% Holding	Number of shares	% Holding
Equity shares with voting rights				
Datamatics Global Services Limited	2,15,57,310	100%	2,15,57,310	100%

13(g) Terms / rights attached to equity shares

The company has issued only one class of equity shares having a par value of Rs. 5 each. Each holder of equity share entitled to one vote per share. The company may in general meeting declare dividends, but no dividends shall exceed the amount recommended by the board. Repayment of capital will be in proportion to the number of equity shares held.

13(h) - Reserves and surplus

(Rs. In Lacs)

Particulars		March 31, 2024	March 31, 2023
Securities premium reserve	Refer Note (i) below	6,336.99	6,336.99
Retained earnings		23,472.82	18,450.14
Capital reserve	Refer Note (ii) below	5,892.21	5,892.21
Capital redemption reserve	Refer Note (iii) below	3,716.27	3,716.27
Actuarial gains and losses	Refer Note (iv) below	(258.93)	(222.73)
Cash flow hedging reserve	Refer Note (v) below	16.02	(199.70)
Total		39,175.38	33,973.19

Nature of reserves

(i) Securities Premium

Securities premium reserve is used to record the premium on issue of shares. The reserve is utilised in accordance with the provision of the Companies Act, 2013.

(ii) Capital Reserve

Capital reserve created on the merger of one of the subsidiaries with the company. Also Goodwill on common control transaction is adjusted against capital reserve.

(iii) Capital Redemption Reserve

As per Companies Act, 2013, capital redemption reserve is created when company purchases its own shares out of free reserves or securities premium. A sum equal to the nominal value of the shares so purchased is transferred to capital redemption reserve.

(iv) OCI - Actuarial gains and losses

Actuarial gain and losses are recognised in other comprehensive income, net of taxes.

(v) OCI - Cash Flow Hedging Reserve

The cash flow hedging reserve represents the cumulative effective portion of gains or losses arising on changes in fair value of designated portion of hedging instruments entered into for cash flow hedges. The cumulative gain or loss arising on changes in fair value of the designated portion of the hedging instruments that are recognised and accumulated under the heading of cash flow hedging reserve. Such gains or losses will be reclassified to statement of profit and loss in the period in which the hedged transaction occurs.



Lumina Datamatics Limited
Notes to Standalone Financial Statements
(All figures in Rs. Lakhs unless otherwise stated)

Note 14 - Non-current Financial Liabilities

Particulars	March 31, 2024	March 31, 2023
Provision for Share appreciation rights	-	140.18
Fair value of outstanding forward contracts (FVOCI)	-	26.55
Total	-	166.73

Note 15 - Non-current Provisions

Particulars	March 31, 2024	March 31, 2023
Unfunded (Refer note 33)		
Gratuity	683.25	556.26
Leave Encashment	278.66	227.42
Total	961.91	783.68

Note 16 - Trade payables

Particulars	March 31, 2024	March 31, 2023
Dues of Micro and small enterprises (Refer note 41)	33.95	23.71
Dues other than Micro and small enterprises	893.86	609.15
Total	927.81	632.86

FY23-24

Particulars	Outstanding for following periods from due date of payment				Total
	Less than 1 Year	01-02 Years	02-03 Years	More than 3 years	
(i) MSME	33.95	-	-	-	33.95
(ii) Others	58.57	-	-	-	58.57
(iii) Disputed dues – MSME	-	-	-	-	-
(iv) Disputed dues - Others	-	-	-	-	-
Add: Accrued Expenses (including employee liabilities)					835.29
					927.81

FY22-23

Particulars	Outstanding for following periods from due date of payment				Total
	Less than 1 Year	01-02 Years	02-03 Years	More than 3 years	
(i) MSME	23.71	-	-	-	23.71
(ii) Others	108.68	-	-	-	108.68
(iii) Disputed dues – MSME	-	-	-	-	-
(iv) Disputed dues - Others	-	-	-	-	-
Add: Accrued Expenses (including employee liabilities)					500.48
					632.87

Note 17 - Other current financial liabilities

Particulars	March 31, 2024	March 31, 2023
Payables Against Investment (Refer note 47)	186.62	-
Payable to employees against Share Appreiation rights (Refer note 33(C))	120.18	-
Fair value of outstanding forward contracts (FVOCI)-current	-	240.31
Total	306.80	240.31

Note 18 - Current Provisions

Particulars	March 31, 2024	March 31, 2023
Unfunded (Refer note 33)		
Gratuity- Current	232.98	190.17
Leave Encashment- Current	121.59	98.99
Total	354.57	289.16

Note 19 - Other current liabilities

Particulars	March 31, 2024	March 31, 2023
Statutory dues	200.24	195.60
Total	200.24	195.60



Lumina Datamatics Limited
Notes to Standalone Financial Statements
(All figures in Rs. Lakhs unless otherwise stated)

Note 20 - Revenue from operations

(Rs. In Lacs)

Particulars	March 31, 2024	March 31, 2023
Export sales	25,939.85	22,870.57
Domestic sales	83.07	84.98
Total	26,022.92	22,955.55

Note 21 - Other income

Particulars	March 31, 2024	March 31, 2023
Interest Income	297.71	241.00
Interest Income on Preference Shares through FVTPL	5.05	-
Dividend income from investment in invit funds-not taxable	0.89	-
Dividend income from investment in mutual funds	1.90	-
Unrealised gains on Investments	892.74	115.06
Export incentive received	-	317.20
Miscellaneous receipts	87.71	33.69
Profit on sale of investments	286.51	304.99
Prov for doubtful debt written back	150.00	84.00
Profit on sale of assets/ scrap	0.52	0.04
Total	1,723.03	1,095.97

Interest income comprise:

Particular	March 31, 2024	March 31, 2023
Interest on Income Tax	14.84	7.15
Interest on Fixed Deposit & others	282.87	233.85
	297.71	241.00

Note 22 - Employee benefit expenses

Particulars	March 31, 2024	March 31, 2023
Basic Salary, Wages & Allowances	13,673.65	12,162.19
Contribution towards PF & Other funds (Refer Note 33)	753.73	726.85
SAR expenses (Refer Note 33c)	(20.00)	86.10
Staff Welfare	236.72	145.87
Total	14,644.10	13,121.01

Note 23 - Finance costs

Particulars	March 31, 2024	March 31, 2023
Interest on loan from banks	-	14.05
Interest on Income Tax	11.17	-
Interest on Lease Liabilities	94.33	70.37
Total	105.50	84.42



Lumina Datamatics Limited
Notes to Standalone Financial Statements
(All figures in Rs. Lakhs unless otherwise stated)

Note 24 - Depreciation and Amortisation Expenses

Particulars	March 31, 2024	March 31, 2023
Depreciation on Property, Plant & Equipment	614.26	518.18
Amortisation on intangible assets	293.10	294.36
Depreciaion on Right to use Assets	487.79	436.05
Total	1,395.15	1,248.59

Note 25 - Other expenses

Particulars	March 31, 2024	March 31, 2023
Electricity expenses	237.11	197.38
Legal & Professional expenses	176.20	171.39
Travelling expenses	107.04	110.57
Link Charges	92.64	95.68
Technical fees	644.68	678.01
Rent	2.54	17.93
Communication charges	157.62	157.74
Vehicle expenses	398.77	212.88
Miscellaneous expenses	42.98	44.18
CSR Expenses	106.88	71.52
Hire charegs	64.79	67.91
Exchange loss	163.97	24.02
Advertisement expenses	0.04	0.18
Recruitment charges	39.38	43.10
Audit fees (Refer note 36)	15.87	16.55
Sales promotion	43.85	35.16
Printing & Stationery	6.77	3.55
Subscription expenses	675.61	619.00
Bank charges	50.48	15.54
Rates & Taxes	29.33	35.15
Repairs & Maintenance expenses	184.31	163.90
Security charges	81.31	59.05
Donation Expenses	2.33	-
Bad debts	4.74	1.11
Investment written off	150.00	-
Less: Utilized from Provision For impairment of investments	(150.00)	-
Insurance	74.82	67.72
Loss on fair valuation of Preference Shares	108.29	-
Total	3,512.35	2,909.22



Lumina Datamatics Limited
Notes to Standalone Financial Statements
(All figures in Rs. Lakhs unless otherwise stated)

Note 26 - Taxation

26(a) - Income tax expense

Particulars	March 31, 2024	March 31, 2023
Current tax		
Current tax on profits for the year	1,835.00	1,613.37
Adjustments for current tax of prior periods	(9.15)	-
Total current tax expense	1,825.85	1,613.37
Deferred tax		
(Increase) in deferred tax assets	(62.24)	(21.87)
Increase/(Decrease) in deferred tax liabilities	224.69	29.06
Total deferred tax expense/(benefit)	162.45	7.19
Income tax expense	1,988.30	1,620.56

26(b) - Reconciliation of tax expense and accounting profit multiplied by statutory tax rates

Particulars	March 31, 2024	March 31, 2023
Profit for the year	8,088.85	6,688.28
Statutory tax rate applicable to Lumina Datamatics Limited	25.17%	25.17%
Tax expense at applicable tax rate	2,035.80	1,683.31
Deduction under 80JJAA	(59.68)	(48.39)
Exempt MF dividend	(0.22)	-
Sale of Asset	-	(0.01)
Non deductible expense	27.48	18.00
Interest & penalty on belated payment of TDS	2.81	-
Tax rate difference	-	(32.03)
Gratuity OCI Portion	12.18	-
Rounding off Tax	-	(0.32)
Adjustments for current tax of prior periods	(9.15)	-
Adjustment of capital loss on which deferred tax not created	(19.01)	-
Others	(1.91)	-
Total	1,988.30	1,620.56

26(c) - Deferred tax

Particulars	Mar 31, 2024	Movement in other comprehensive	Movement in Profit and loss	Movement in Opening Reserve / SOCIE	March 31, 2023
Deferred Tax Assets					
Compensated Absences	100.73	-	(18.58)	-	82.15
Gratuity	230.60	(12.18)	(30.56)	-	187.86
Provision for Impairment of investment in Handy Training Technologies Private Ltd, India	-	-	37.75	-	37.75
Provision for SAR liability	30.25	-	5.03	-	35.28
Directors Commission	30.25	-	(18.27)	-	11.98
Provision for Doubtful Receivables, Loans and Advances	28.72	-	37.75	-	66.47
Revaluation of Pref Share Capital	25.98	-	(25.98)	-	-
Disallowance U/s 40 a(ia)	0.93	-	0.84	-	1.77
Lease Assets- Ind As 116	19.23	-	(4.78)	-	14.46
Depreciation and Amortisation	94.56	-	(45.44)	-	49.12
Total Deferred Tax Assets	561.25	(12.18)	(62.24)	-	486.84
Deferred Tax Liabilities					
Cash flow hedging reserve	5.39	(72.55)	-	-	(67.16)
Unrealised Gain on Investment	292.08	-	(224.69)	-	67.40
Total Deferred Tax Liabilities	297.48	(72.55)	(224.69)	-	0.23
Net Deferred Tax	263.77	60.38	162.45	-	486.60



Note 27: Fair value measurements

Financial instruments by category

	March 31, 2024			March 31, 2023		
	FVTPL	FVOCI	Amortised cost	FVTPL	FVOCI	Amortised cost
Financial assets						
Investments						
- Mutual funds	5,003.73	-	-	2,421.84	-	-
- ETF	198.37	-	-	87.34	-	-
- AIF	1,401.97	-	-	1,324.29	-	-
- Equity instruments	-	-	17,507.54	-	-	15,392.45
- Preference shares	391.76	-	-	-	-	495.00
-Debenture	5,879.89	-	2,122.89	6,978.10	-	-
Trade receivables	-	-	1,461.61	-	-	1,678.97
-Unbilled revenue	-	-	1,706.58	-	-	1,020.61
Cash and cash equivalents	-	-	1,740.37	-	-	1,206.30
Term deposits with financial institutions	-	-	1,000.00	-	-	1,750.00
Security deposit	-	-	295.87	-	-	296.35
Interest accrued	-	-	125.85	-	-	100.74
Fair value of outstanding forward contracts	-	21.41	-	-	-	-
Loan to Employees	-	-	22.85	-	-	11.54
Other deposit CD	-	-	3.72	-	-	20.12
Other receivables	-	-	38.50	-	-	0.56
Loan to Subsidiary	-	-	232.70	-	-	-
Total financial assets	12,875.72	21.41	26,258.48	10,811.57	-	21,972.64
Financial liabilities						
Trade payables	-	-	927.81	-	-	632.86
Provision for Share appreciation rights	-	-	120.18	-	-	140.18
Payables against Investment	-	-	186.62	-	-	-
Fair value of outstanding forward contracts	-	-	-	-	266.86	-
Total financial liabilities	-	-	1,234.62	-	266.86	773.04

i) Fair value hierarchy

This section explains the judgements and estimates made in determining the fair values of the financial instruments that are

(a) recognised and measured at fair value and (b) measured at amortised cost and for which fair values are disclosed in the financial statements.

To provide an indication about the reliability of the inputs used in determining fair value, the company has classified its financial instruments into the three levels prescribed under the accounting standard. An explanation of each level follows underneath the table.

Financial assets and liabilities measured at fair value as at March 31, 2024	Level 1	Level 2	Level 3	Total
Financial assets				
Financial Investments at FVTPL				
Mutual funds - Growth plan	5,003.73	-	-	5,003.73
AIF	-	1,401.97	-	1,401.97
ETF	198.37	-	-	198.37
Equity instruments	-	-	-	-
Preference shares	-	391.76	-	391.76
Debenture	5,879.89	-	-	5,879.89
Financial Investments at FVOCI				
Fair value of outstanding forward contracts	21.41	-	-	21.41
Total financial assets	11,103.40	1,793.73	-	12,897.13

Assets and liabilities which are measured at amortised cost as at March 31, 2024	Level 1	Level 2	Level 3	Total
Financial assets				
- Equity instruments	-	-	17,507.54	17,507.54
- Debentures	-	-	2,122.89	2,122.89
Trade receivables	-	-	1,461.61	1,461.61
-Unbilled revenue	-	-	1,706.58	1,706.58
Cash and cash equivalents	-	-	1,740.37	1,740.37
Bank balances other than Cash and cash	-	-	-	-
Term deposits with financial institutions	-	-	1,000.00	1,000.00
Interest accrued	-	-	125.85	125.85
Security deposit	-	-	295.87	295.87
Loan to Employees	-	-	22.85	22.85
Other deposit -CD	-	-	3.72	3.72
Other receivables	-	-	38.50	38.50
Loan to Subsidiary	-	-	232.70	232.70
Total financial assets	-	-	26,258.48	26,258.48



Lumina Datamatics Limited
Note Lumina Datamatics Limited
(All figures in Rs. Lakhs unless otherwise stated)

Assets and liabilities which are measured at amortised cost as at March 31, 2024	Level 1	Level 2	Level 3	Total
Financial Liabilities				
Trade payables	-	-	927.81	927.81
Financial Investments at FVOCI				
Provision for Share appreciation rights	-	-	120.18	120.18
Payables against Investment	-	-	186.62	186.62
Total financial liabilities	-	-	1,234.62	1,234.62

Financial assets and liabilities measured at fair value as at March 31, 2023	Level 1	Level 2	Level 3	Total
Financial assets				
Financial Investments at FVTPL				
Mutual funds - Growth plan	2,421.84	-	-	2,421.84
AIF	-	1,324.29	-	1,324.29
ETF	87.34	-	-	87.34
Equity instruments	-	-	-	-
Preference shares	-	-	-	-
Debenture	6,978.10	-	-	6,978.10
Total financial assets	9,487.28	1,324.29	-	10,811.57

Assets and liabilities which are measured at amortised cost as at March 31, 2023	Level 1	Level 2	Level 3	Total
Financial assets				
- Equity instruments	-	-	15,392.45	15,392.45
- Preference Shares	-	-	495.00	495.00
Trade receivables	-	-	1,678.97	1,678.97
-Unbilled revenue	-	-	1,020.61	1,020.61
Cash and cash equivalents	-	-	1,206.30	1,206.30
Bank balances other than Cash and cash equivalents	-	-	-	-
Term deposits with financial institutions	-	-	1,750.00	1,750.00
Interest accrued	-	-	100.74	100.74
Security deposit	-	-	296.35	296.35
Loan to Employees	-	-	11.54	11.54
Other deposit -CD	-	-	20.12	20.12
Other receivables	-	-	0.56	0.56
Total financial assets	-	-	21,972.65	21,972.65

Assets and liabilities which are measured at amortised cost as at March 31, 2023	Level 1	Level 2	Level 3	Total
Financial Liabilities				
Trade payables	-	-	632.86	632.86
Financial Investments at FVOCI				
Fair value of outstanding forward contracts	266.86	-	-	266.86
Provision for Share appreciation rights	-	-	140.18	140.18
Total financial liabilities	266.86	-	773.04	1,039.90

Level 1: Level 1 hierarchy includes financial instruments measured using quoted prices. This includes listed equity instruments, traded bonds and mutual funds that have quoted price. The fair value of all equity instruments (including bonds) which are traded in the stock exchanges is valued using the closing price as at the reporting period. The mutual funds are valued using the closing NAV.

Level 2: The fair value of financial instruments that are not traded in an active market (for example, traded bonds, over-the counter derivatives) is determined using valuation techniques which maximise the use of observable market data and rely as little as possible on entity-specific estimates. If all significant inputs required to fair value an instrument are observable, the instrument is included in level 2.

Level 3: If one or more of the significant inputs is not based on observable market data, the instrument is included in level 3. This is the case for unlisted equity securities, contingent consideration and indemnification asset included in level 3.

During the year there was a transfer from Level 3 to Level 2 on account of change in the nature of preference shares held

ii) Valuation technique used to determine fair value

Specific valuation techniques used to value financial instruments include:

* The use of quoted market prices or dealer quotes for similar instruments

All of the resulting fair value estimates are included in level 2 except for unlisted equity securities, contingent consideration and indemnification asset, where the fair values have been determined based on present values and the discount rates used were adjusted for counterparty or own credit risk.

iii) Valuation processes

The carrying amounts of trade receivables, trade payables, capital creditors and cash and cash equivalents are considered to be the same as their fair values, due to their short-term nature.

For financial assets and liabilities that are measured at fair value, the carrying amounts are equal to the fair values.



Note 28: Financial risk management

The company's activities exposes it to market risk, liquidity risk and credit risk. In order to minimise any adverse effects on the financial performance of the company, derivative financial instruments, such as foreign exchange forward contracts are entered to hedge certain foreign currency risk exposures. Derivatives are used exclusively for hedging purposes and not as trading or speculative instruments.

This note explains the sources of risk which the entity is exposed to and how the entity manages the risk and the impact of hedge accounting in the financial statements

Risk	Exposure arising from	Measurement	Management
Credit risk	Cash and cash equivalents, trade receivables and financial assets.	Aging analysis Credit ratings	Diversification of bank deposits, credit limits and letters of credit
Liquidity risk	Borrowings and Trade payable	Maturity analysis, cash flow forecasts	Availability of committed credit lines and borrowing facilities
Market risk – foreign exchange	Import Payables and Receivables on Indenting services.	Cash flow forecasting Sensitivity analysis	Forward foreign exchange contracts
Market risk – security prices	Investments in equity securities, Mutual Funds, Debentures, Fixed deposits &	Sensitivity analysis	Portfolio diversification

The Board provides guiding principles for overall risk management, as well as policies covering specific areas such as credit risk, liquidity risk, and Foreign Exchange Risk effecting business operations. The company's risk management is carried out by the management as per guidelines and policies approved by the

A) Credit risk

Credit risk is the risk that counterparty will not meet its obligations under a financial instrument or customer contract, leading to a financial loss. Credit risk encompasses the direct risk of default, risk of deterioration of creditworthiness as well as concentration risks. The Company is exposed to credit risk from its operating activities (primarily trade receivables), deposits with banks and loans given.

Credit risk management

The company's credit risk mainly from trade receivables as these are typically unsecured. This credit risk has always been managed through credit approvals, establishing credit limits and continuous monitoring the creditworthiness of customers to whom credit is extended in the normal course of business. The Company estimates the expected credit loss based on past data, available information on public domain and experience. Expected credit losses of financial assets receivable are estimated based on historical data of the Company. The company has provisioning policy for expected credit losses. There is no credit risk in bank deposits which are demand deposits. The credit risk is minimum in case of entity to whom loan has been given.

The maximum exposure to credit risk as at March 31,2024 and March 31,2023 is the carrying value of such trade receivables as shown in note 8 of the financials.

Movement of loss allowance provision – Trade receivables

Particulars	(Rs. In Lacs)
Loss allowance on March 31, 2022	348.09
Creation/(reversal) of provision for ECL	(84.00)
Loss allowance on March 31, 2023	264.09
Creation/(reversal) of provision for ECL	(150.00)
Loss allowance on March 31, 2024	114.09

B) Liquidity risk

Prudent liquidity risk management implies maintaining sufficient cash and marketable securities and the availability of funding through an adequate amount of committed credit facilities to meet obligations when due and to close out market positions. Due to the dynamic nature of the underlying businesses, company treasury maintains flexibility in funding by maintaining availability under committed credit lines.

Management monitors rolling forecasts of the company's liquidity position and cash and cash equivalents on the basis of expected cash flows. In addition, the company's liquidity management policy involves projecting cash flows in major currencies and considering the level of liquid assets necessary to meet these, monitoring balance sheet liquidity ratios against internal and external regulatory requirements and maintaining debt financing plans.

March 31, 2024

Financial liabilities	Due in 1st year	Due in 2nd year	Due in 3rd year	Due in 4th year	Due >5th year
Trade payables	927.81	-	-	-	-
Lease liabilities	548.98	402.32	34.58	-	-
SAR liabilities	120.18	-	0	-	-
Other financial liabilities	386.86	-	-	-	-
	1,983.83	402.32	34.58	-	-

March 31, 2023

Financial liabilities	Due in 1st year	Due in 2nd year	Due in 3rd year	Due in 4th year	Due >5th year
Trade payables	632.87	-	-	-	-
Borrowings	-	-	-	-	-
Lease liabilities	533.52	503.07	323.64	3.08	-
SAR liabilities	-	140.18	0	-	-
Other financial liabilities	462.46	-	-	-	-
	1,628.85	643.25	323.64	3.08	-

C) Market risk

i) Foreign currency risk

The company operates internationally and is exposed to foreign exchange risk arising from foreign currency transactions, primarily with respect to the USD, EUR and GBP. Foreign exchange risk arises from future commercial transactions and recognised assets and liabilities denominated in a currency that is not the company's functional currency (INR). The risk is measured through a forecast of highly probable foreign currency cash flows. The objective of the hedges is to minimise the volatility of the INR cash flows of highly probable forecast transactions.

The company's risk management policy is to hedge around 70 % to 75% of forecasted receivables for the subsequent 24 months.



a) **Foreign currency risk exposure:**

Details of foreign currency exposures not covered by derivative instruments as at March 31,2024 and March 31,2023 are given below :

Particular	Currency	March 31, 2024		March 31, 2023	
		Foreign Currency	Indian Rupees ` (in lacs)	Foreign Currency	Indian Rupees ` (in lacs)
Receivables	USD	14,37,855.36	1,199.17	17,15,036.00	1,409.25
	EUR	76,320.37	68.66	1,64,351.00	146.29
	GBP	2,40,085.68	252.74	3,50,364.00	355.02
	AUD	31,863.24	17.31	37,445.00	20.56

b) **Sensitivity**

The Company is mainly exposed to changes in USD and Euro. The sensitivity analysis demonstrate a reasonably possible change in USD and GBP exchange rates, with all other variables held constant. 5% appreciation/depreciation of USD and Euro with respect to functional currency of the company will have impact of following (decrease)/increase in Profit & vice versa.

Particulars	(Rs. In Lacs)	
	March 31, 2024	March 31, 2023
USD	59.96	70.46
AUD	0.87	1.03
GBP	12.64	17.75
EUR	3.43	7.31

* Holding all other variables constant

ii) **Price risk**

a) **Exposure**

The company's exposure to equity securities price risk arises from investments held by the company and classified in the balance sheet either as fair value through OCI or at fair value through profit or loss.

To manage its price risk arising from investments in equity securities, the company diversifies its portfolio. Diversification of the portfolio is done in accordance with the limits set by the company.

All of the company's equity investments are publicly traded.

Note 29: Capital management

a) **Dividends**

Particulars	(Rs. In Lacs)	
	March 31, 2024	March 31, 2023
(i) Equity shares		
Final dividend of Rs.3.75/- & Special Dividend of Rs.1.25/- for FY22-23 per fully paid equity share .	1,077.87	-
Final dividend of FY21-22 of Rs. 1.25 per fully paid equity share .	-	269.47
(ii) Dividends not recognised at the end of the reporting period		
In CY 23-24 the directors have recommended the payment of a final dividend of Rs. 5 per fully paid equity share. This proposed dividend is subject to the approval of shareholders in the ensuing annual general meeting.	1077.87	-
In PY 22-23, the Board of Directors approved a final dividend of Rs. 3.75 per fully paid equity share and a special dividend of Rs. 1.25 per fully paid equity share on April 27 ,2023. These dividends were subsequently paid on September 28, 2023 following shareholder approval at the annual general meeting.	-	1,077.87



Lumina Datamatics Limited
Notes to Standalone Financial Statements
(All figures in Rs. Lakhs unless otherwise stated)

Note 30: Related party transactions
(To the extent identified by management and relied upon by auditors)

Name of the related parties	Nature of control
Delta Infosolutions Private Limited	Ultimate Holding Company
Datamatics Global Services Limited	Holding Company
Lumina Datamatics Inc. USA	Subsidiary Company
Lumina Datamatics UK Limited	Subsidiary Company w.e.f 06th June 2022
Sunrise Setting Limited	Subsidiary of Lumina Datamatics UK Limited w.e.f 30th November 2022
Lumina Datamatics Corp.	Subsidiary of Lumina Datamatics Inc. USA Limited w.e.f 18th January 2023
LDR e-Retail Limited	Subsidiary Company
Diacritech Technologies Private Limited	Subsidiary Company (w.e.f. 30th April 2023)
Diacritech Inc.	Subsidiary Company of Diacritech Technologies Pvt Ltd (w.e.f. 30th April 2023)
Lumina Datamatics, GmbH	Subsidiary of Lumina Datamatics Inc. USA
Datamatics Business Solutions Limited	Companies in which Director has Significant influence
Mr. Sameer L. Kanodia	Managing Director & CEO
Mr. Lalit S. Kanodia	Chairman
Mrs. Anju Kanodia	Executive Director
Mr. Ashish Jain	Chief Financial Officer
Mr. Prashant Parekh	Company Secretary (w.e.f 28th October 2022)

Name of the related party	Description	March 31, 2024	March 31, 2023
Datamatics Global Services Limited (DGSL)	Expenses incurred by DGSL	128.88	212.19
	Miscellaneous Income	3.85	-
	Special Dividend Paid during the year	269.47	-
	Interim /Final Dividend Paid during the year	808.40	269.47
	Amount receivable as at the end of the year	4.54	-
Lumina Datamatics Inc. USA	Service income	20,033.94	17,427.32
	Amount receivable as at the end of the year including	2,490.04	1,717.85
	Bank and other finance charges	0.36	0.39
	Investment in shares at the end of the year	14,898.55	14,898.55
Lumina Datamatics UK Limited	Investment in shares at the end of the year	428.89	428.89
	Technical Fees	191.96	87.68
	Amount payable as at the end of the year	52.64	6.59
LDR e-Retail Limited	Investment in equity shares at the end of the year	5.00	5.00
	Investment in preference shares at the end of the year (fair value of Preference share as at Mar 31, 2024 is 391.76)	495.00	495.00
	Technical Fees	402.10	543.00
	Amount receivable as at the end of the year	78.39	-
Datamatics Staffing Services Limited	Amount payable as at the end of the year	-	5.00
	Recruitment expenses	2.66	-
Datamatics Business Solutions Limited	Professional Fees	0.36	0.36
	Amount payable as at the end of the year	-	0.03
Lumina Datamatics, GmbH	Service income	337.33	240.27
	Bank and other finance charges	0.36	0.24
	Amount receivable as at the end of the year	43.46	55.33
Diacritech Technologies Private Limited	Loan Given	232.70	-
	Interest on loan	17.02	-
	Loan Outstanding as at the end of the year	232.70	-
	Investment in equity shares at the end of the year	2,115.09	-
	Interest on loan receivable	4.44	-
	Rent Income	57.75	-
	Miscellaneous Income	1.50	-
Mr. Sameer L. Kanodia	Rent Receivable	17.82	-
Mrs. Anju Kanodia	Commission paid during the year*	190.73	171.48
	Commission paid during the year*	63.58	57.16

* Commission paid during the year is considered on the basis of actual payout

Remuneration to Key Managerial Personnel

Name of the related party	March 31, 2024	March 31, 2023
Mr. Sameer L. Kanodia	200.00	149.94
Mrs. Anju S. Kanodia	69.02	35.99
Mr. Ashish Jain	112.13	98.74
Ms. Vanita Naik	-	10.95
Mr. Prashant Parekh	16.95	5.86



Lumina Datamatics Limited**Notes to Standalone Financial Statements**

(All figures in Rs. Lakhs unless otherwise stated)

Note 31: Leases**Company as a lessee**

As a lessee, the Company previously classified leases as operating or finance leases based on its assessment of whether the lease transferred significantly all of the risks and rewards incidental to ownership of the underlying asset to the Company. Under Ind AS 116, the Company recognizes right of use assets and lease liabilities for most leases i.e. these leases are on balance sheet.

The following table presents the various components of lease costs:

Particulars	March 31, 2024	March 31, 2023
Depreciation charge on right-to-use asset	487.79	436.05
Interest on Lease Liabilities	94.33	70.37
Net total cash outflow for leases	563.16	499.61
Carrying amount of right-to-use asset	830.98	1,157.09

Net total cash outflow for leases for the year ended March 31, 2024

Particulars	March 31, 2024	March 31, 2023
Total cash outflow for leases	563.16	499.61

Note 32: Earnings per share

	Particulars	March 31, 2024	March 31, 2023
(a)	Net Profit after taxation attributable to equity shareholders (Rs. in Lacs)	6,100.55	5,067.72
(b)	Weighted average number of outstanding equity shares considered for Basic EPS (Nos.) (In Lacs)	215.57	215.57
(c)	Weighted average number of outstanding equity shares considered for Diluted EPS (Nos.) (In Lacs)	215.57	215.57
(d)	Earnings per share - basic (In Rs.)	28.30	23.51
(e)	Earnings per share - diluted (In Rs.)	28.30	23.51



Note 33: Employee benefits

The disclosure as required by Ind AS 19 on "Employee Benefits" are given below:

The present value of gratuity obligation is determined based on actuarial valuation using the Projected Unit Credit Method, which recognises each period of service as giving rise to additional unit of employee benefit entitlement and measures each unit separately to build up the final obligation. The obligation of leave benefits (unfunded) is also recognised using the projected unit credit method.

a) Defined Contribution Plan	March 31, 2024	March 31, 2023
Charge to the Statement of Profit and Loss based on contributions:		
Employers contribution to provident fund	684.84	651.95
Employers contribution to employees' state insurance	68.08	74.08
Employers contribution to labour welfare fund and others	0.80	0.83
Included in contribution to provident fund and other funds	753.72	726.85

b) Defined Benefit Plan

i) Movement in Present Value of Obligation

Particulars	Gratuity		Leave Encashment	
	March 31, 2024	March 31, 2023	March 31, 2024	March 31, 2023
Present Value of Obligation as at the beginning	746.44	703.12	326.41	295.81
Current Service Cost	140.85	122.66	89.29	79.08
Interest Expense or Cost	54.23	41.45	23.72	17.44
Re-measurement (or Actuarial) (gain) / loss arising from:				
- change in demographic assumptions	-	-	-	-
- change in financial assumptions	1.66	(38.30)	0.65	(15.00)
- experience variance (i.e. actual experience vs assumptions)	46.71	35.58	20.21	20.28
Past Service Cost	-	-	-	-
Benefits Paid	73.66	118.08	59.72	71.19
Present Value of Obligation as at the end	916.23	746.44	400.56	326.41

ii) Expenses recognised in the income statement and other comprehensive income

Particulars	Gratuity		Leave Encashment	
	March 31, 2024	March 31, 2023	March 31, 2024	March 31, 2023
Current service cost	140.85	122.66	89.29	79.08
Past service cost	-	-	-	-
Net interest cost on the net defined benefit liability	54.23	41.45	23.72	17.44
Expenses recognised in Profit & Loss Account	195.09	164.12	113.01	96.52
Other Comprehensive Income	-	-	-	-
Actuarial (gains) / losses	-	-	-	-
- Change in demographic assumptions	-	-	-	-
- Change in financial assumptions	1.66	(38.30)	0.65	(15.00)
- Experience variance	46.71	35.58	20.21	20.28
Expenses recognised in OCI	48.37	(2.72)	133.87	101.80

iii) Financial Assumptions

The principal financial assumptions used in the valuation are shown in the table below

Particulars	Gratuity		Leave Encashment	
	March 31, 2024	March 31, 2023	March 31, 2024	March 31, 2023
Discount Rate (per annum)	7.20%	7.25%	7.20%	7.25%
Salary growth rate (per annum)	3.50%	3.50%	3.50%	3.50%
Mortality Rate	IALM 12-14	IALM 12-14	IALM 12-14	IALM 12-14

iv) Sensitivity Analysis

Particulars	Gratuity			
	March 31, 2024		March 31, 2023	
	Decrease	Increase	Decrease	Increase
Discount rate (- / + 1%)	950.72	884.03	774.45	720.29
(% change compared to base due to sensitivity)	3.80%	-3.50%	3.80%	-3.50%
Salary growth rate (- / + 1%)	883.10	951.13	719.62	774.69
(% change compared to base due to sensitivity)	-3.60%	3.80%	-3.60%	3.80%
Attrition Rate (- / + 25% of attrition rates)	864.89	922.90	699.57	755.23
(% change compared to base due to sensitivity)	-5.60%	0.70%	-6.30%	1.20%
Mortality Rate (- / + 10% of mortality rates)	916.10	916.36	746.33	746.54
(% change compared to base due to sensitivity)	0.00%	0.00%	0.00%	0.00%



Lumina Datamatics Limited
Notes to Standalone Financial Statements
(All figures in Rs. Lakhs unless otherwise stated)

Sensitivity Analysis Particulars	Leave Encashment			
	March 31, 2024		March 31, 2023	
	Decrease	Increase	Decrease	Increase
Discount rate (- / + 1%)	414.00	387.94	337.39	316.11
(% change compared to base due to sensitivity)	3.40%	-3.10%	3.40%	-3.20%
Salary growth rate (- / + 1%)	387.38	414.36	315.65	337.69
(% change compared to base due to sensitivity)	-3.30%	3.40%	-3.30%	3.50%
Attrition Rate (- / + 25% of attrition rates)	398.07	401.40	325.65	326.55
(% change compared to base due to sensitivity)	-0.60%	0.20%	-0.20%	0.00%
Mortality Rate (- / + 10% of mortality rates)	401	400.55	326.41	326.41
(% change compared to base due to sensitivity)	0.00%	0.00%	0.00%	0.00%

v) Maturity profile of Defined Benefit obligation Expected Cash flow over the next (valued on undiscounted basis)	Gratuity		Leave Encashment	
	March 31, 2024	March 31, 2023	March 31, 2024	March 31, 2023
1 Year	232.98	190.17	121.59	98.99
2 to 5 years	611.50	499.55	264.11	215.61
6 to 10 years	286.18	231.55	103.58	84.75
More than 10 years	103.10	85.44	32.82	27.22

c) LDL PHANTOM STOCK APPRECIATION PLAN 2021

The Company has granted "Phantom Stock Units" under "LDL Phantom Stock Appreciation Plan 2021". The plan shall extend to certain employees as identified by the Board/ Nomination and Remuneration Committee, being the permanent employees of the Company including its Subsidiaries and its directors subject to certain vesting conditions. Phantom units shall vest at the end of 3 years from the date of grant and based upon satisfaction of the performance criteria. The continuation of employee in the services of the Company shall be the primary requirement of the vesting. FY 23-24 was the final year in which the employees fulfilling the vesting criterias became eligible for these options. Details of the outstanding units as at March 31, 2024 of Lumina Datamatics Limited are given below:

Particulars	2021-22	2022-23	2023-24
Phantom stock options plan			
Total no. of units/shares	22,000	35,000	48,460
Method of accounting	Fair Value as defined below*	Fair Value as defined below*	Fair Value as defined below*
Exercise period	3 years from the date of grant	3 years from the date of grant	3 years from the date of grant
Grant date	01-04-2021	01-04-2021	01-04-2021
Fair Value per unit	Rs. 246 per unit	Rs. 246 per unit	Rs. 248 per unit
Method of settlement	Cash	Cash	Cash

In accordance with above, the amount of provision outstanding at the year end is Rs. 120.18 lakhs (PY Rs 140.18 Lacs). The same shall be paid in the next financial year.

* Fair Market Value per Unit as defined in the plan is as follows:

The FMV will be calculated based on a multiplier of 1.00 of Revenue and 7.4 multiple of EBITDA in equal weightage of Revenue and EBITDA divided by total number of equity shares on fully diluted basis as per latest available March 31, 2024 audited balance sheet.



Lumina Datamatics Limited
Notes to Standalone Financial Statements
(All figures in Rs. Lakhs unless otherwise stated)

Note 34: Contingent liabilities

A Contingent liabilities

Provision is made in the financial statements if it becomes probable that an outflow of resources embodying economic benefits will be required to settle the obligation.

Contingent Liabilities to the extent not provided for:

Claims against the company not acknowledged as debts

(Rs. In Lacs)

Name of the Statute	Nature of dues	Amount of Appeal	Financial year	Forum where the dispute is pending
Income tax Act, 1961	Income tax	Rs. 127.13 (Amount Deposited - Nil)	2017-18	Commissioner of Income tax (Appeals), Chennai
Income tax Act, 1961	Income tax	Rs. 444.93 (Amount Deposited - 88.79)	2019-20	Commissioner of Income tax (Appeals), Chennai

Note 35: Derivative transactions

The company uses forward exchange contracts to hedge its exposure in foreign currency. The information on derivative The table below analyses the derivative financial instruments into relevant maturity groupings based on the remaining period as of the Balance Sheet date:

Particulars	March 31, 2024	March 31, 2023
Not later than one month	616.09	834.80
Later than one month and not later than three months	820.29	1,511.87
Later than three months and not later than one year	3,619.62	6,444.10
Later than one year	1,420.67	2,492.70
Total	6,476.67	11,283.47

Currency	March 31, 2024			March 31, 2023		
	No. of Contracts	Notional amount of Currency Forward contracts	Fair Value gain / (loss) (Rs. in lacs)	No. of Contracts	Notional amount of Currency Forward contracts	Fair Value gain / (loss) (Rs. in lacs)
USD	59	76,54,500	21.41	100	1,38,31,960	(266.86)



Lumina Datamatics Limited
Notes to Standalone Financial Statements
(All figures in Rs. Lakhs unless otherwise stated)

Note 36 : Auditor's remuneration includes

Particulars	March 31, 2024	March 31, 2023
For Statutory Audit	13.80	13.80
For other services	0.75	1.48
For Limited review	1.15	1.15
Reimbursement of out of pocket expenses	0.17	0.13
Total	15.87	16.55

Note 37 : Activities in foreign currency

S no .	Particulars	March 31, 2024	March 31, 2023
(i)	Earnings in foreign currency		
	FOB value of exports	25,939.85	22,870.57
	Total	25,939.85	22,870.57
(ii)	Expenditure in foreign currency		
	Travelling expenses	1.36	0.48
	Sales promotion expenses	4.27	3.18
	Technical fees	52.64	87.68
	Foreign bank charges	0.91	7.19
	Total	59.18	98.53

Note 38: Corporate Social Responsibility

As per Section 135 of the Companies Act, 2013, a company, meeting the applicability threshold, needs to spend at least 2% of its average net profit for the immediately preceding three financial years on corporate social responsibility (CSR) activities. The areas for CSR activities are eradication of hunger and malnutrition, promoting education, art and culture, healthcare, destitute care and rehabilitation, environment sustainability, disaster relief, COVID-19 relief and rural development projects. The disclosure in respect of CSR expenditure is as below:

S.no	Particular	March 31, 2024	March 31, 2023
a)	Gross amount required to be spent by the Company during the year	106.88	71.52
b)	Amount spent during the year (including last year prepaid CSR)	182.93	94.06
c)	Amount committed towards ongoing projects	Nil	Nil
d)	Carried forward to next year	(76.05)	(22.54)
e)	Nature of CSR activities	Skilling Employment, Health & Sanitation & Educational Institution	Skilling Employment, Health & Sanitation & Educational Institution



Lumina Datamatics Limited
Notes to Standalone Financial Statements
(All figures in Rs. Lakhs unless otherwise stated)

Note 39: International and domestic transfer pricing

The Management is of the opinion that its international and domestic transactions are at arm's length as per the independent accountants report for the year ended March 31, 2024. The Management continues to believe that its international transactions and the specified domestic transactions during the current financial year are at arm's length and that the transfer pricing legislation will not have any impact on these financial statements, particularly on amount of tax expense and that of provision for taxation.

Note 39: As per Companies (Accounting Standards) Rules, 2013 issued by the Central Government, in consultation with National Advisory Committee on Accounting Standards ('NACAS') and the relevant provisions of the Companies Act, 2013, to the extent applicable, the carrying value of the asset has been reviewed for impairment of assets and there is no impairment of assets.

Note 41: Micro, Small and Medium Enterprises

In terms of Section 22 of the Micro, Small and Medium Enterprises Development Act 2006, the outstanding to these enterprises are required to be disclosed. However, these enterprises are required to be registered under the Act. The dues outstanding towards MSME are disclosed under Note 16.

Note 42: The Company operates in only one business segment, e-publishing services which mainly include editorial services, composition services, media and related services. All assets, liabilities, revenue and expenses are related to their one-segment activities.

Note 43: Crypto or Virtual Currency

The Company has neither traded nor invested in crypto currency or virtual currency during the year.

Note 44: The Indian Parliament has approved the Code on Social Security, 2020 which would impact the contributions by the company towards Provident Fund and Gratuity. The Ministry of Labour and Employment has released draft rules for the Code on Social Security, 2020 on November 13, 2020, and has invited suggestions from stakeholders which are under active consideration by the Ministry. The Company will assess the impact and its evaluation once the subject rules are notified and will give appropriate impact in its financial statements in the period in which, the Code becomes effective and the related rules to determine the financial impact are published.

Note 45: Benami Property

No proceeding has been initiated or pending against the company for holding any benami property under the Benami Transactions (Prohibition) Act, 1988 (45 of 1988) and rules made thereunder.

Note 46

Events occurring after Balance Sheet date

Dividend

The Board of Directors of Lumina Datamatics Limited at their meeting held on May 07, 2024 has recommended, subject to approval of shareholders, final dividend of Rs. 5/- per equity share for the financial year ended March 31, 2024.

Note 47: Note on Acquisition and Loan to Subsidiary

Diacritech Technologies Private Limited

Pursuant to the approval of the Board of Directors dated April 07, 2023, the Company has acquired 100% equity stake in Diacritech Technologies Private Limited at a total consideration of Rs. 21,20,39,000. As per the Share Purchase Agreement (SPA), the consideration is to be paid in tranches over subsequent years. As of the balance sheet date, with the remaining Rs.1,85,00,000 recorded as a liability under "Payables Against Investment" in other current financial liabilities.

Additionally, the Company has extended a loan to Diacritech Technologies Private Limited at an interest rate of 8.5%, which is repayable on demand. This loan is classified under current assets, and interest income is recognized on an accrual basis in the profit and loss statement. The acquisition and the loan have been accounted for in accordance with relevant accounting standards.



Lumina Dataanalytics Limited
Notes to Standalone Financial Statements
(All figures in Rs. Lakhs unless otherwise stated)

Note 48: Ratio Analysis

Sr no	Ratio	Numerator	Denominator	March 31, 2024	March 31, 2023	Variance	Comments
1	Current Ratio (In Times)	Total Current Assets	Total Current Liabilities	5.95	6.54	-9%	
2	Debt-Equity Ratio (In Times)	Debt Consists Of Borrowings And Lease Liabilities.	Total Equity	0.02	0.03	-35%	Decrease due to Borrowings were closed during previous year and lease liabilities have been decreased during current year
3	Debt Service Coverage Ratio (In Times)	Earning For Debt Service = Net Profit after Taxes + Non-Cash Operating Expenses + Interest + exceptional items	Debt Service = Interest And Lease Payments + Principal Repayments	13.50	12.46	8%	
4	Return On Equity Ratio (In %)	Profit For The Year Less Preference Dividend (If Any)	Average Total Equity	16.20%	15.41%	5%	
5	Trade Receivables Turnover Ratio (In Times)	Revenue From Operations	Average Trade Receivables	8.33	9.53	-13%	
6	Trade Payables Turnover Ratio (In Times)	Other Expenses	Average Trade Payables	6.31	6.94	-9%	
7	Net Capital Turnover Ratio (In Times)	Revenue From Operations	Average Working Capital (i.e>Total Current Assets Less Total Current Liabilities)	2.28	2.17	5%	
8	Net Profit:Ratio (In %)	Profit For The Year + Exceptional item	Revenue From Operations	23%	22%	6%	
9	Return On Capital Employed (In %)	Profit Before Tax And Finance Costs And Exceptional items	Capital Employed = Net Worth + Lease Liabilities + Deferred Tax Liabilities +Borrowing	20%	19%	7%	
10	Return On Investment (In %)	Income Generated From Invested Funds	Average Invested Funds In Treasury Investment	10%	6%	75%	Increase primarily due to higher unrealized gains and increased average investments held during the year

Note 49: Relationship With Struck-Off Companies

The Company has no transaction with companies struck off under section 248 of the Companies Act, 2013

Note 50

Previous year figures have been appropriately regrouped/reclassified and rearranged wherever necessary to conform to the current year's presentation.

As per our attached report of even date
For Kanti Doshi Associates LLP
Chartered Accountants
Firm Registration No. 104746/W/100096



Kunal Vakharia
Partner
Membership No. 148916




Sumeer L. Kanodia
CEO and Managing Director
DIN 00008232

Ashish Jain
Chief Financial Officer

For and on behalf of the Board


Dr. Lalit S. Kanodia
Chairman
DIN 00008050

Prasanth Parekh
Company Secretary

Place : Mumbai
Dated : May 07, 2024